

Submittal Page

Principals: Check the box and click “Save Data” when you are ready to Submit.

| Section to be Submitted | Due Dates | Check the Box |
|-------------------------|------------------------|---------------|
| Data Analysis Tool | Due: February 28, 2018 | X |
| Complete SPSA | Due: May 25, 2018 | |

| FOR DISTRICT OFFICE USE ONLY | |
|---|--|
| May 31, 2018 Approval K-12 Ed Services and Office of Elementary/Secondary Education, please check this box and click save data when you are ready to grant full approval. | |
| K-12 Ed Services | Office of Elementary/Secondary Education |
| | |
| Comments | Comments |



2018-2019
School Plan for Student Achievement
For
Stephen R. Fitz Intermediate School - NA

GGUSD Mission

To ensure student success, we will provide a rigorous and supportive academic experience that motivates all learners to meet high expectations.

SSC Approved: 5-17-18

GGUSD Vision

We are committed to preparing all students to be successful and responsible citizens who contribute and thrive in a diverse society.

Board Approved: July 17, 2018.

**CONTENTS OF THE SCHOOL PLAN FOR STUDENT ACHIEVEMENT
ESEA COMPLIANCE/PLAN COMPLETION
California Education Code (EC) Section 64001**

Check those that apply:

- Not receiving Title I
Complete Sections A-F
- XSchoolwide Title I
Complete Sections A-F
- Targeted Assistance Title I
Complete Sections A-F

The School Plan for Student Achievement (SPSA) is a plan of actions to raise the academic performance of all students. California Education Code sections 41507, 41572, and 64001 and the federal Elementary and Secondary Education Act (ESEA) require each school to consolidate all school plans for programs funded through the ConApp and ESEA Program Improvement into the SPSA.

The following Plan components are addressed in the School Plan for Student Achievement as indicated below:

SECTION A (Sections 1 – 4 will be addressed through the process of data analysis and completion of the Action Plan)

(1) Data Analysis Tool: Comprehensive Needs Assessment

The Data Analysis Tool includes district and site-level data for to support the analysis of school performance and progress. Data is aligned to our District’s Strategic Plan and Local Control Accountability Plan (LCAP).

Data Analysis, Program Analysis, and Needs Assessment, includes data such as the following:

- Academic performance data to determine student needs, State Standardized Assessments
- Adequate Yearly Progress (AYP) performance data for all students and subgroups are used to develop the instructional support program
- California English Language Development Test (CELDT)/ English Language Proficiency Assessment for California (ELPAC) data
- District Benchmark exams
- After school program data
- School climate and safety data, including California Healthy Kids Survey (CHKS)
- Strategic Plan Survey (Student, Staff, and Parent), Parent Needs Assessment
- Input from stakeholders (advisory committees, parents, community, etc.)
- The relationship between professional development and the successful implementation of core programs or interventions
- Evidence of implementation of monitoring activities in SPSA

(2) Data Review: School Plan for Student Achievement Annual Evaluation

The means of evaluating the progress of programs toward accomplishing the goals, including determining whether the needs of all children have been met by the strategies used, particularly the needs of low-achieving students and those at risk of not meeting state academic content standards. Monitoring of SPSA action plan and progress toward goals.

- **Highlight Strengths:** Which data reflected strengths for your school? Which prior year action steps have contributed to these areas of strength?
- **Highlight Areas for Growth:** Which data reflected areas of growth needed for your school? How will these areas for growth be addressed in your action steps and

supported by your school's budgeted expenditures? (*new or refined programs, strategies, activities, etc.*)

- **Other Key Findings:** What does your overall data show regarding progress towards goals?

(3) District Goal Statements

School goals to meet the identified academic needs of students. A plan that is consistent with the LEA Plan, aligned to the GGUSD Strategic Plan and LCAP.

- **Goal 1:** All learners will develop the academic skills necessary for continual individual growth towards mastery of standards.
- **Goal 2:** All learners will develop the personal skills necessary to achieve academic and social goals.
- **Goal 3:** All learners will be prepared for lifelong success in their intended career paths.

(4) Action Steps / Schoolwide Reform Strategies (Planned Improvements in Student Performance)

Activities to reach school goals that improve academic performance of students includes:

- Opportunities for all students to meet proficient and advanced levels of achievement in state standards
- Use of evidence-based instructional methods and strategies that:
 - Strengthen the core academic program in the school
 - Increase the amount and quality of learning time and help provide an enriched and accelerated program
 - Deliver an instructional program that provides extended learning time and minimizes removing students from the regular classroom during school hours
 - Include strategies for meeting the educational needs of historically underserved populations
 - Addressing the needs of low-achieving students and those at risk of not meeting state academic content standards
 - Provide effective programs for English learners
 - Address how the school will determine if such needs have been met
 - Are consistent with the state plan and LEA plan
- Instruction by highly effective teachers
- High-quality and ongoing professional development for teachers, principals, and paraprofessionals
- Strategies to attract highly effective teachers to high-need schools
- Strategies to increase parental involvement – detailed in Section B
- Plans for assisting preschool children in the transition from early childhood programs to local elementary school programs
- Measures to include teachers in decisions regarding the use of academic assessments to provide information on, and to improve, the achievement of individual students and the overall instructional program
- Effective, timely assistance for students who experience difficulty in attaining the proficient or advanced level of academic content standards
- Coordination and integration of federal, state, and local services and programs
- Start and completion dates for each action or indication of timeline and target dates

SECTION B

School Parental Involvement Policy (SPIP)

- Strategies to increase parental involvement, including providing individual academic assessment results in a language the parents understand and an interpretation of those results
- Submission to the LEA of any parent comments of dissatisfaction of the SPSA or the Parental Involvement Policy.

COMMON PAGES (SECTIONS C THROUGH F)

SECTION C

Centralized Services and Support for Planned Improvement in Student Performance

- Identify direct services to students and educational support services to school staff provided by district office staff from categorical funds allocated to the school

SECTION D

Budget Information

Programs Included In This Plan

- Identify the state and federal categorical programs in which the school participates and, when applicable, allocations to the school

Capital Outlay and Equipment & Site-LCFF Expenditures

- Describes funding source and justification for capital outlay expenditures

Categorical Personnel

- Lists positions, funding source, and justification of categorically funded personnel

Budget Planning Tool

- Expenditures of funds allocated to the school through the Consolidated Application
- Coordination and integration of federal, state, and local services and programs
- Proposed expenditures and estimated costs for each action in the plan and funding source

SECTION E

School Site Council and English Learner Advisory Committee

- Establishment of the School Site Council (SSC) & Roster
- Establishment of the English Learner Advisory Committee (ELAC) & Roster

SECTION F

Recommendations and Assurances

- Recommendations and Assurances: Signatures verifying assurances
- Plan Approval Page: Recommendation of the SPSA to the district governing board for review and approval

GUIDELINES FOR MODIFICATIONS TO THE PLAN

LIST OF REASONS FOR MID-YEAR REVISIONS

- A major service or activity proves ineffective, and students are at risk.
- Material changes occur that affect the academic programs.
- Staff, equipment, or materials essential to the plan cannot be procured.
- School boundaries or demographics suddenly change. An activity is found to be non-compliant with state or federal law.
- A planned activity is not supported by staff, parents, or students.

PROCEDURES FOR MID-YEAR REVISIONS

- Revise the plan, as needed
- If revising Capital Outlay, use the Capital Outlay Plan Modification Form
- SSC approves revision
- Send modification form and minutes of SSC meeting showing approval of revision to K-12 Educational Services

PROGRAM IMPROVEMENT REQUIREMENTS

The following elements in Title I, Part A, Section 1116, for PI are addressed in the School Plan for Student Achievement as indicated below:

| Required PI Plan Elements | Section(s) addressed in Plan |
|--|------------------------------|
| 1. Evidence-based Research – Strategies based on scientifically-based research that will strengthen the core academic subjects in school and address the specific academic issues that caused the school to be identified for PI. | Section A (4) |
| 2. Successful Policies and Practices – Adoption of policies and practices concerning the schools core academic subjects that have the greatest likelihood of ensuring that all students (and student subgroups) enrolled in the school become proficient. | Section A (4) |
| 3. Professional Development (PD) A minimum of 10% of Title I funds will be used each year that the school is in PI for the purpose of providing high quality professional development of teachers and principal. | Section A (4) and D |
| PD meets requirements for qualifications of teachers and paraprofessionals. | Section A (4) |
| PD affords increased opportunity for participation. | Section A (4) |
| PD directly addresses the academic achievement problem that caused the school to be identified for PI. | Section A (4) |
| 4. How funds (10%) reserved for professional development will be used to remove the school from PI status. | Section D |
| 5. Description of Specific, Annual Measurable Objectives – Developed for each of the student subgroups and in accordance with the state’s measure of AYP. | Section A (1) |
| 6. Shared Responsibility for Improvement – Specify the responsibilities of the school, the LEA, the SEA, and a description of the technical assistance and fiscal responsibilities to be provided by the LEA. | Section A Section C |
| 7. Parent Involvement – Strategies to promote effective parental involvement. | Section B |
| 8. Extended Learning – As appropriate, activities before school, after school, during the summer and during any extension of the school year. | Section A (4) |
| 9. Incorporation of a Teacher Mentoring Program – Support for teachers and Induction Program | Section A(4) & C |

To be included with SPSA for Title I PI Schools

**STATE DATA TABLES
SECTION A**

CELDT (Annual Assessment) Results

| Grade | Percent of Students by Proficiency Level on CELDT Annual Assessment | | | | | | | | | | | | | | |
|--------------|---|-------|-------|----------------|-------|-------|--------------|-------|-------|--------------------|-------|-------|-----------|-------|-------|
| | Advanced | | | Early Advanced | | | Intermediate | | | Early Intermediate | | | Beginning | | |
| | 14-15 | 15-16 | 16-17 | 14-15 | 15-16 | 16-17 | 14-15 | 15-16 | 16-17 | 14-15 | 15-16 | 16-17 | 14-15 | 15-16 | 16-17 |
| 7 | 19 | 22 | 20 | 50 | 49 | 40 | 27 | 24 | 25 | 4 | 2 | 10 | 1 | 2 | 5 |
| 8 | 21 | 21 | 22 | 40 | 52 | 47 | 28 | 21 | 24 | 7 | 3 | 2 | 4 | 3 | 5 |
| Total | 20 | 22 | 21 | 45 | 50 | 44 | 27 | 23 | 24 | 5 | 2 | 6 | 3 | 3 | 5 |

CELDT (All Assessment) Results

| Grade | Percent of Students by Proficiency Level on CELDT All Assessments (Initial and Annual Combined) | | | | | | | | | | | | | | |
|--------------|---|-------|-------|----------------|-------|-------|--------------|-------|-------|--------------------|-------|-------|-----------|-------|-------|
| | Advanced | | | Early Advanced | | | Intermediate | | | Early Intermediate | | | Beginning | | |
| | 14-15 | 15-16 | 16-17 | 14-15 | 15-16 | 16-17 | 14-15 | 15-16 | 16-17 | 14-15 | 15-16 | 16-17 | 14-15 | 15-16 | 16-17 |
| 6 | | | | | | | | | | | | | | | *** |
| 7 | 18 | 21 | 19 | 49 | 47 | 38 | 26 | 24 | 23 | 4 | 2 | 10 | 3 | 6 | 10 |
| 8 | 20 | 20 | 21 | 39 | 49 | 46 | 27 | 20 | 23 | 6 | 3 | 3 | 7 | 8 | 7 |
| Total | 19 | 21 | 20 | 44 | 48 | 42 | 27 | 22 | 23 | 5 | 3 | 6 | 5 | 7 | 9 |

CAASPP Results (All Students)

English Language Arts/Literacy

| Overall Participation for All Students | | | | | | | | | | | | |
|--|------------------------|-------|-------|----------------------|-------|-------|---------------------------|-------|-------|-------------------------------|-------|-------|
| Grade Level | # of Students Enrolled | | | # of Students Tested | | | # of Students with Scores | | | % of Enrolled Students Tested | | |
| | 14-15 | 15-16 | 16-17 | 14-15 | 15-16 | 16-17 | 14-15 | 15-16 | 16-17 | 14-15 | 15-16 | 16-17 |
| Grade 7 | 346 | 323 | 329 | 342 | 315 | 320 | 342 | 315 | 320 | 98.8 | 97.5 | 97.3 |
| Grade 8 | 353 | 355 | 322 | 343 | 342 | 313 | 343 | 341 | 313 | 97.2 | 96.9 | 97.2 |
| All Grades | 699 | 678 | 651 | 685 | 657 | 633 | 685 | 656 | 633 | 98.0 | 97.2 | 97.2 |

* The “% of Enrolled Students Tested” showing in this table is not the same as “Participation Rate” for federal accountability purposes.

| Overall Achievement for All Students | | | | | | | | | | | | | | | |
|--------------------------------------|------------------|--------|--------|---------------------|-------|-------|----------------|-------|-------|-----------------------|-------|-------|--------------------|-------|-------|
| Grade Level | Mean Scale Score | | | % Standard Exceeded | | | % Standard Met | | | % Standard Nearly Met | | | % Standard Not Met | | |
| | 14-15 | 15-16 | 16-17 | 14-15 | 15-16 | 16-17 | 14-15 | 15-16 | 16-17 | 14-15 | 15-16 | 16-17 | 14-15 | 15-16 | 16-17 |
| Grade 7 | 2510.1 | 2527.9 | 2526.1 | 6 | 9 | 11.25 | 24 | 33 | 28.44 | 35 | 28 | 26.56 | 36 | 31 | 33.75 |
| Grade 8 | 2522.9 | 2550.8 | 2537.9 | 5 | 8 | 9.58 | 27 | 34 | 27.16 | 32 | 33 | 34.82 | 35 | 25 | 28.43 |
| All Grades | N/A | N/A | N/A | 5 | 9 | 10.43 | 26 | 34 | 27.80 | 33 | 30 | 30.65 | 35 | 28 | 31.12 |

| Reading Demonstrating understanding of literary and non-fictional texts | | | | | | | | | |
|--|------------------|-------|-------|-----------------------|-------|-------|------------------|-------|-------|
| Grade Level | % Above Standard | | | % At or Near Standard | | | % Below Standard | | |
| | 14-15 | 15-16 | 16-17 | 14-15 | 15-16 | 16-17 | 14-15 | 15-16 | 16-17 |
| Grade 7 | 10 | 15 | 19.38 | 44 | 52 | 39.38 | 46 | 33 | 41.25 |
| Grade 8 | 13 | 20 | 13.42 | 47 | 50 | 45.69 | 41 | 30 | 40.89 |
| All Grades | 11 | 17 | 16.43 | 45 | 51 | 42.50 | 43 | 32 | 41.07 |

| Writing Producing clear and purposeful writing | | | | | | | | | |
|---|------------------|-------|-------|-----------------------|-------|-------|------------------|-------|-------|
| Grade Level | % Above Standard | | | % At or Near Standard | | | % Below Standard | | |
| | 14-15 | 15-16 | 16-17 | 14-15 | 15-16 | 16-17 | 14-15 | 15-16 | 16-17 |
| Grade 7 | 14 | 16 | 19.06 | 50 | 54 | 50.94 | 36 | 30 | 30.00 |
| Grade 8 | 9 | 15 | 15.34 | 49 | 55 | 51.44 | 42 | 31 | 33.23 |
| All Grades | 12 | 15 | 17.22 | 50 | 54 | 51.18 | 39 | 30 | 31.60 |

| Listening Demonstrating effective communication skills | | | | | | | | | |
|---|------------------|-------|-------|-----------------------|-------|-------|------------------|-------|-------|
| Grade Level | % Above Standard | | | % At or Near Standard | | | % Below Standard | | |
| | 14-15 | 15-16 | 16-17 | 14-15 | 15-16 | 16-17 | 14-15 | 15-16 | 16-17 |
| Grade 7 | 6 | 11 | 10.63 | 63 | 70 | 58.75 | 31 | 19 | 30.63 |
| Grade 8 | 7 | 9 | 9.90 | 64 | 73 | 72.20 | 29 | 18 | 17.89 |
| All Grades | 6 | 10 | 10.27 | 64 | 71 | 65.40 | 30 | 18 | 24.33 |

| Research/Inquiry Investigating, analyzing, and presenting information | | | | | | | | | |
|--|------------------|-------|-------|-----------------------|-------|-------|------------------|-------|-------|
| Grade Level | % Above Standard | | | % At or Near Standard | | | % Below Standard | | |
| | 14-15 | 15-16 | 16-17 | 14-15 | 15-16 | 16-17 | 14-15 | 15-16 | 16-17 |
| Grade 7 | 14 | 19 | 26.25 | 58 | 61 | 45.00 | 28 | 20 | 28.75 |
| Grade 8 | 12 | 19 | 18.53 | 58 | 57 | 52.72 | 30 | 23 | 28.75 |
| All Grades | 13 | 19 | 22.43 | 58 | 59 | 48.82 | 29 | 22 | 28.75 |

CAASPP Results (All Students)

Mathematics

| Overall Participation for All Students | | | | | | | | | | | | |
|--|------------------------|-------|-------|----------------------|-------|-------|---------------------------|-------|-------|-------------------------------|-------|-------|
| Grade Level | # of Students Enrolled | | | # of Students Tested | | | # of Students with Scores | | | % of Enrolled Students Tested | | |
| | 14-15 | 15-16 | 16-17 | 14-15 | 15-16 | 16-17 | 14-15 | 15-16 | 16-17 | 14-15 | 15-16 | 16-17 |
| Grade 7 | 346 | 324 | 329 | 345 | 321 | 325 | 345 | 321 | 325 | 99.7 | 99.1 | 98.8 |
| Grade 8 | 353 | 356 | 323 | 346 | 349 | 322 | 346 | 349 | 322 | 98.0 | 98.6 | 99.7 |
| All Grades | 699 | 680 | 652 | 691 | 670 | 647 | 691 | 670 | 647 | 98.9 | 98.8 | 99.2 |

* The "% of Enrolled Students Tested" showing in this table is not the same as "Participation Rate" for federal accountability purposes.

| Overall Achievement for All Students | | | | | | | | | | | | | | | |
|--------------------------------------|------------------|--------|--------|---------------------|-------|-------|----------------|-------|-------|-----------------------|-------|-------|--------------------|-------|-------|
| Grade Level | Mean Scale Score | | | % Standard Exceeded | | | % Standard Met | | | % Standard Nearly Met | | | % Standard Not Met | | |
| | 14-15 | 15-16 | 16-17 | 14-15 | 15-16 | 16-17 | 14-15 | 15-16 | 16-17 | 14-15 | 15-16 | 16-17 | 14-15 | 15-16 | 16-17 |
| Grade 7 | 2483.3 | 2500.7 | 2507.3 | 7 | 7 | 12.62 | 13 | 18 | 16.31 | 29 | 32 | 28.31 | 51 | 42 | 42.77 |
| Grade 8 | 2496.0 | 2518.2 | 2509.9 | 6 | 11 | 8.70 | 13 | 14 | 11.80 | 30 | 28 | 28.57 | 51 | 46 | 50.93 |
| All Grades | N/A | N/A | N/A | 7 | 10 | 10.66 | 13 | 16 | 14.06 | 29 | 30 | 28.44 | 51 | 44 | 46.83 |

| Concepts & Procedures Applying mathematical concepts and procedures | | | | | | | | | |
|--|------------------|-------|-------|-----------------------|-------|-------|------------------|-------|-------|
| Grade Level | % Above Standard | | | % At or Near Standard | | | % Below Standard | | |
| | 14-15 | 15-16 | 16-17 | 14-15 | 15-16 | 16-17 | 14-15 | 15-16 | 16-17 |
| Grade 7 | 12 | 14 | 18.46 | 27 | 32 | 27.08 | 61 | 54 | 54.46 |
| Grade 8 | 9 | 19 | 12.73 | 33 | 31 | 33.23 | 58 | 50 | 54.04 |
| All Grades | 11 | 16 | 15.61 | 30 | 31 | 30.14 | 59 | 52 | 54.25 |

| Problem Solving & Modeling/Data Analysis Using appropriate tools and strategies to solve real world and mathematical problems | | | | | | | | | |
|--|------------------|-------|-------|-----------------------|-------|-------|------------------|-------|-------|
| Grade Level | % Above Standard | | | % At or Near Standard | | | % Below Standard | | |
| | 14-15 | 15-16 | 16-17 | 14-15 | 15-16 | 16-17 | 14-15 | 15-16 | 16-17 |
| Grade 7 | 8 | 10 | 12.31 | 41 | 44 | 43.38 | 50 | 46 | 44.31 |
| Grade 8 | 6 | 12 | 8.70 | 55 | 46 | 36.65 | 38 | 42 | 54.66 |
| All Grades | 7 | 11 | 10.51 | 48 | 45 | 40.03 | 44 | 44 | 49.46 |

| Communicating Reasoning Demonstrating ability to support mathematical conclusions | | | | | | | | | |
|--|------------------|-------|-------|-----------------------|-------|-------|------------------|-------|-------|
| Grade Level | % Above Standard | | | % At or Near Standard | | | % Below Standard | | |
| | 14-15 | 15-16 | 16-17 | 14-15 | 15-16 | 16-17 | 14-15 | 15-16 | 16-17 |
| Grade 7 | 9 | 12 | 14.15 | 69 | 54 | 54.46 | 22 | 34 | 31.38 |
| Grade 8 | 7 | 11 | 10.87 | 45 | 51 | 51.24 | 48 | 38 | 37.89 |
| All Grades | 8 | 11 | 12.52 | 57 | 53 | 52.86 | 35 | 36 | 34.62 |

District and School Overview

The data contained in this Data Analysis Tool have been compiled using a range of various sources:
 California Department of Education’s DataQuest files, Aeries, GGUSD Strategic Plan surveys, California State University’s Early Assessment Program files,
 College Board Integrated Summary Reports, and National Student Clearinghouse’s Student Tracker program.

| | | DISTRICT | | | | | | SCHOOL | | | | | |
|--------------------------|-----------------------------|----------|---------|---------|---------|---------|---------|---|---------|---------|---------|---------|---------|
| | | 2012-13 | 2013-14 | 2014-15 | 2015-16 | 2016-17 | 2017-18 | 2012-13 | 2013-14 | 2014-15 | 2015-16 | 2016-17 | 2017-18 |
| Total Enrollment | Overall | 47,599 | 46,936 | 46,177 | 45,252 | 44,223 | 43,163 | 787 | 742 | 675 | 685 | 650 | 689 |
| | Elementary | 24,944 | 24,549 | 24,254 | 23,560 | 22,804 | 22,013 | DataQuest Enrollment Data (for school level, by grade) | | | | | |
| | Intermediate | 7,512 | 7,506 | 7,113 | 7,157 | 7,050 | 6,906 | | | | | | |
| | High School | 15,143 | 14,881 | 14,810 | 14,535 | 14,369 | 14,244 | | | | | | |
| Ethnicity | Hispanic or Latinos of Any | 53.5% | 53.9% | 54.1% | 54.0% | 53.6% | 53.4% | 78.5% | 78.3% | 81.3% | 82.3% | 81.2% | 83.02% |
| | American Indian or Alaska | 0.2% | 0.1% | 0.1% | 0.1% | 0.1% | 0.1% | % | 0% | 0.2% | 0.2% | 0.2% | 0.15% |
| | Asian | 32.9% | 33.1% | 33.4% | 33.5% | 34.2% | 34.6% | 16.5% | 17.0% | 14.4% | 13.4% | 13.4% | 12.05% |
| | Pacific Islander | 0.7% | 0.7% | 0.7% | 0.7% | 0.6% | 0.5% | 0.3% | 0.3% | 0.3% | 0.3% | 0.3% | 0.44% |
| | Filipino | 1.2% | 1.2% | 1.1% | 1.1% | 1.2% | 1.2% | 0.6% | 0.7% | 0.4% | 0.4% | 0.8% | 0.87% |
| | African American | 0.8% | 0.7% | 0.6% | 0.6% | 0.6% | 0.6% | 0.5% | 0.4% | 0.9% | 0.6% | 0.6% | 0.44% |
| | White | 9.9% | 9.6% | 9.0% | 8.4% | 8% | 7.6% | 3.3% | 3.4% | 2.5% | 2.8% | 2.8% | 2.76% |
| Two or More Races or Not | 0.7% | 0.7% | 1.0% | 0.6% | 0.7% | 0.9% | 0.3% | 0% | % | % | 0.8% | 0.29% | |
| English Learners | Percent of English Learners | 39.5% | 40.9% | 42.3% | 39.2% | 38.5% | 36.5% | 41% | 47% | 51% | 49% | 51.2% | 49.6% |
| FRL Rate | Percent of FRL | 71.5% | 77.2% | 75.3% | 68.4% | 68.1% | | 88.8% | 93.0% | 91.9% | 85.3% | 83.1% | 85.2% |



DATA ANALYSIS TOOL

* Metrics that are required pursuant to Education Code sections 52060 and 62066 for the Local Control and Accountability Plan (LCAP) are marked with an asterisk (*).

Goal One | ACADEMIC SKILLS

ALL LEARNERS WILL DEVELOP THE ACADEMIC SKILLS NECESSARY FOR CONTINUAL INDIVIDUAL GROWTH TOWARDS MASTERY OF STANDARDS.

| SCHOOL GOAL 1A: ACADEMIC CONTENT | | Students will demonstrate continued growth in all content areas with an emphasis on critical thinking and problem solving. | | | | | | | |
|---|--|--|--|--|--|----------------------|---------|---------|-------|
| DATA TO INFORM PROGRESS TOWARDS GOAL <small>(Those marked with an asterisk (*) are required by LCAP regulations)</small> | | LCAP EXPECTED OUTCOME | DISTRICT | | | SCHOOL | | | |
| | | | 2014-15 | 2015-16 | 2016-17 | 2014-15 | 2015-16 | 2016-17 | |
| State standardized assessments* <small>(See State Data Tables for additional details and disaggregated reports)</small> | Percent of students met or exceeded standards in English Language Arts | improve | Overall 49% ES (6) 49% IS (8) 54% HS (11) 62% | Overall 55% ES (6) 56% IS (8) 58% HS (11) 66% | Overall 58% ES (6) 59% IS (8) 59% HS (11) 67% | 31% | 43% | 38.23% | |
| | Percent of students met or exceeded standards in Math | improve | Overall 39% ES (6) 40% IS (8) 43% HS (11) 35% | Overall 45% ES (6) 49% IS (8) 49% HS (11) 39% | Overall 47% ES (6) 47% IS (8) 49% HS (11) 42% | 20% | 26% | 24.72% | |
| District Assessments (T3/Q3) | Percent of students at or above proficient on district benchmarks in English Language Arts | improve | Overall 43% ES 26% IS 62% HS 60% | Overall 39% ES 23% IS 61% HS 64% | Overall 56% ES 53% IS 60% HS 59% | 50% | 47.8% | 46.6% | |
| | Percent of students at or above proficient on district benchmarks in Math | improve | Overall 40% ES 40% IS 46% HS 38% | Overall 38% ES 40% IS 33% HS 33% | Overall 52% ES 57% IS 60% HS 43% | 16% | 17.6% | 32.5% | |
| Grades/Report Cards | The average GPA for all students ① | maintain/ improve | IS 2.94 HS 2.74 | IS 2.95 HS 2.80 | IS 2.95 HS 2.80 | 3.01 | 2.88 | 2.82 | |
| | D/F Rate ① <small>(All courses, Spring Semester 2015)</small> | Ds | improve | IS 7.87% HS 10.21% | IS 7.49% HS 8.82% | IS 6.95% HS 8.78% | 13.4% | 8.38% | 7.99% |
| | | Fs | improve | IS 5.59% HS 7.55% | IS 5.51% HS 5.90% | IS 5.53% HS 5.96% | 10.3% | 5.56% | 7.79% |
| Other Data | | | | | | | | | |

① Elementary Schools: Starting with 2016-17, the "School Data" shown in the table represents students in secondary schools who formerly attended your school in sixth grade.

| SCHOOL GOAL 1B: ACADEMIC ENGLISH | | English Learners will demonstrate continued growth toward mastery of Academic English and being designated English language proficient. | | | | | | |
|---|--|---|--|--|--|----------------|----------------|----------------|
| DATA TO INFORM PROGRESS TOWARDS GOAL (Those marked with an asterisk (*) are required by LCAP regulations) | | LCAP EXPECTED OUTCOME | DISTRICT | | | SCHOOL | | |
| | | | 2014-15 | 2015-16 | 2016-17 | 2014-15 | 2015-16 | 2016-17 |
| State Standardized Assessments (English learner (EL) subgroup) | Percent of students met or exceeded standards in English Language Arts | improve | Overall 17% ES (6) 18% IS (8) 14% HS (11) 15% | Overall 20% ES (6) 25% IS (8) 15% HS (11) 19% | Overall 20% ES (6) 23% IS (8) 16% HS (11) 21% | 6% | 14% | 8.22% |
| | Percent of students met or exceeded standards in Math | improve | Overall 16% ES (6) 14% IS (8) 14% HS (11) 10% | Overall 21% ES (6) 21% IS (8) 17% HS (11) 8% | Overall 18% ES (6) 16% IS (8) 15% HS (11) 14% | 5% | 8% | 6.58% |
| CELDT and AMAOs* (See State Data Tables for additional details and disaggregated reports) | CELDT Criterion For grades two through twelve (2–12), the CELDT criterion is an overall score of Early Advanced or higher and scores for each domain (listening, speaking, reading, and writing) at Intermediate or higher. For kindergarten and grade one (K–1), the CELDT criterion is an overall score of Early Advanced or higher and scores for the listening and speaking domains at Intermediate or higher. The reading and writing domain scores are not considered for K–1. | improve | 45% | 48% | 50% | 75.1% | 76.9% | 59% |
| | Reclassification rates: Number and Percent of Students Redesignated to Fluent English Proficient (FEP) | maintain/ improve | 5.9% | 9.6% | 10.1% | 54/15.7% | 41/11.9% | 23/6.8% |
| District Assessments (EL subgroup) | Percent of students at or above proficient on district benchmarks in English Language Arts | improve | Overall 15% ES 10% IS 28% HS 25% | Overall 13% ES 8% IS 28% HS 24% | Overall 22% ES 23% IS 25% HS 20% | 18% | 25.4% | 19.8% |
| | Percent of students at or above proficient on district benchmarks in Math | improve | Overall 27% ES 30% IS 19% HS 21% | Overall 27% ES 30% IS 12% HS 22% | Overall 43% ES 51% IS 33% HS 28% | 4% | 9.0% | 15.6% |
| Grades/Report Cards (EL subgroup) | The average GPA for English Learners ⓘ | improve | IS 2.47 HS 2.18 | IS 2.48 HS 2.25 | IS 2.52 HS 2.29 | 2.71 | 2.63 | 2.41 |

| | |
|---|---|
| SCHOOL GOAL 1B: ACADEMIC ENGLISH | English Learners will demonstrate continued growth toward mastery of Academic English and being designated English language proficient. |
|---|---|

| DATA TO INFORM PROGRESS TOWARDS GOAL (Those marked with an asterisk (*) are required by LCAP regulations) | | LCAP EXPECTED OUTCOME | DISTRICT | | | SCHOOL | | |
|--|----|-----------------------------|------------------------|-----------------------|------------------------|---------|---------|---------|
| | | | 2014-15 | 2015-16 | 2016-17 | 2014-15 | 2015-16 | 2016-17 |
| D/F Rate for English Learners ① (All courses, Spring Semester 2015) | Ds | improve | IS 13.37% HS 15.03% | IS 12.79% HS 14.5% | IS 12.19% HS 14.46% | 15.8% | 11.15% | 12.39% |
| | Fs | improve | IS 10.28% HS 12.55% | IS 9.90% HS 11.3% | IS 10.10% HS 11.24% | 16.6% | 7.32% | 11.73% |
| Other Data | | | | | | | | |

① Elementary Schools: Starting with 2016-17, the “School Data” shown in the table represents students in secondary schools who formerly attended your school in sixth grade.

| | |
|---|--|
| SCHOOL GOAL 1C: SCHOLARLY HABITS | Students will demonstrate continued growth in scholarly habits that allow them to control and monitor their own learning for improved academic outcomes. |
|---|--|

| DATA TO INFORM PROGRESS TOWARDS GOAL (Those marked with an asterisk (*) are required by LCAP regulations) | | LCAP EXPECTED OUTCOME | DISTRICT | | | SCHOOL | | |
|---|---------------------------------|-----------------------------|---|---|---|----------|-------------|-------------|
| | | | 2014-15 | 2015-16 | 2016-17 | 2014-15 | 2015-16 | 2016-17 |
| Annual Survey (Grades 3-12) (Described as a composite scores by domain & percent of favorable responses) <u>NOTE:</u> There was a change in response scale from high of 4 to high of 5. Refer to “Two-Year Report” for review of individual items. | Self-Management/Self-Regulation | ≥ 3.0 | ES 3.22/86% IS 3.08/84% HS 3.01/83% | ES 3.86/92% IS 3.78/91% HS 3.70/89% | ES 3.95/93% IS 3.80/92% HS 3.69/93% | 3.04/83% | 3.69/89.92% | 3.73/91.18% |
| | Scholarly Habits | ≥ 3.0 | ES 3.16/83% IS 2.90/73% HS 2.79/69% | ES 3.78/92% IS 3.72/89% HS 3.58/87% | ES 4.08/93% IS 3.75/89% HS 3.62/88% | 2.89/73% | 3.69/87.44% | 3.71/87.09% |
| Work Habits | Work Habits | ≥ 3.0 | Overall 3.13 IS 3.25 HS 3.06 | Overall 3.22 IS 3.31 HS 3.18 | Overall 3.23 IS 3.32 HS 3.14 | 3.24 | 3.24 | 3.20 |
| Other Data | | | | | | | | |

① Elementary Schools: Starting with 2016-17, the “School Data” shown in the table represents students in secondary schools who formerly attended your school in sixth grade.
NOTE: Beginning with 2015-16, there was a change in response scale from high of 4 to high of 5. Refer to “Two-Year Report” for review of individual items.

| |
|---------------------------|
| GOAL 1 Data Review |
|---------------------------|

As you review your Goal 1 data, consider your school's performance relative to the districtwide averages and previous year performance. These may require reviewing data from previous years or accessing additional data. Respond to the following key questions:

| Key Questions | Analysis |
|--|--|
| <p>Highlight Strengths: Which data reflected strengths for your school?</p> | <p>1A - Our D/F rates are trending down and are lower than the district's D/F rate. 1-C Our percentage rates in scholarly habits of self-management and self-regulation rose 8 percentage points over the last 3 years to 91% in 2017. The LCAP expected outcomes of > or = to 3.0 was exceeded in all 3 areas of scholarly habits.</p> |
| <p>Which prior year action steps have contributed to these areas of strength?</p> | <p>1A:3 Extended Learning/Tutoring opportunities to support all students. 1A:6 Use of multiple types of assessments/data to inform instruction. 1C:1 - Implement programs focused on building self-regulatory skills/self-management skills, including study skills, goal-setting, time management, note-taking, regulation and monitoring of learning strategies. 1C:1a - Falcon Focus Day (formerly known as Power-Up Monday). 1C:1b - Continued AVID/AVID Excel programs</p> |
| <p>Highlight Areas for Growth: Which data reflected areas of growth needed for your school?</p> | <p>Our State assessment data in ELA and math are below the district average by 8% point in both. EL student percentage of meeting or exceeding standards is below 10% in both ELA and math. CELDT percentages dropped by 16% over the last 3 years. Percentage of reclassified students dropped by 7% over the last 3 years.</p> |
| <p>How will these areas for growth be addressed in your action steps and supported by your school's budgeted expenditures? (new or refined programs, strategies, activities, etc.)</p> | <p>1)Writing across all disciplines will be a top priority for all students, but EL student in particular, as that is often the last area for EL students to reach proficiency and to be re-designation.2) Concentrating on our EL students' needs (85% of our student population) and exploring strategies and supports that would increase meeting and exceeding standards for this sub-group on state assessments. 3) Investing in teacher training, support, and co-plan/co-teach opportunities to enhance teaching and learning for EL students. 4)Provide ELO and tutoring opportunities in after school settings for any student who needs additional help and support.</p> |
| <p>Other Key Findings: What does your overall data show regarding progress towards goals?</p> | <p>While our data shows strength in Goal 1C, we are not seeing that carry over into improvement in state assessment data as measured by goals 1A and 1B. We need to work on making that connection evident for all students.</p> |

Goal Two | PERSONAL SKILLS

ALL LEARNERS WILL DEVELOP THE PERSONAL SKILLS NECESSARY TO ACHIEVE ACADEMIC AND SOCIAL GOALS.

| SCHOOL GOAL 2A: MOTIVATION | | Students will demonstrate continued growth in their attitude towards learning. | | | | | | | | | | |
|--|---|---|-----------------------------|------------------------------------|------------------------------------|------------------------------------|------------------------------------|---------|---------|---------|---------|-----|
| DATA TO INFORM PROGRESS TOWARDS GOAL (Those marked with an asterisk (*) are required by LCAP regulations) | | | LCAP EXPECTED OUTCOME | DISTRICT | | | | SCHOOL | | | | |
| | | | | 2013-14 | 2014-15 | 2015-16 | 2016-17 | 2013-14 | 2014-15 | 2015-16 | 2016-17 | |
| Attendance Rates* | Attendance Rate | | Improve | 96.76% | 96.76% | 96.70% | 96.58% | 97.52% | 97.26% | 97.20% | 96.67% | |
| | Chronic Absenteeism Rate | CDE/Dashboard Method: For students enrolled at least 30 days, absent 10% or more on days of expected attendance at that school | Improve | N/A | N/A | N/A | 7.4% | N/A | N/A | N/A | 7.50% | |
| | | CORE Calculation Method: For students enrolled at least 45 days, aggregated across schools attended, assigned to last school of attendance | | 5.0% | 7.0% | 6.0% | N/A | 4.00% | 5.00% | 6.00% | N/A | |
| Truancy Rate | Truancy Rates | | Improve | 22.46% | 22.13 | 21.92% | N/A | 11.02% | 10.51% | 16.76% | N/A | |
| Dropout Rates* | Middle School Dropout Rate (dropouts/enrollment) District Data Only | Grade 7 | Improve | 17/3645 0.5% | 38/3794 1.0% | 18/3646 0.5% | N/A | N/A | N/A | N/A | N/A | |
| | | Grade 8 | Improve | 11/3718 0.3% | 16/3861 0.4% | 6/3511 0.2% | N/A | N/A | N/A | N/A | N/A | |
| | High School Dropout Rate | Cohorts dropout rate | | Improve | 9.1% | 8.0% | 6.2% | N/A | 10.70% | 12.00% | 10.60% | N/A |
| | | Annual adjusted grade 9-12 dropout rate | | Improve | 2.5% | 2.1% | 1.6% | N/A | 3.30% | 2.70% | 2.30% | N/A |
| Graduation Rates* | Graduation Rate | | Improve | 89.2% | 89.7% | 89.4% | N/A | 87.10% | 85.90% | 87.00% | N/A | |
| Work Habits | Work Habits | | ≥ 3.0 | Overall 3.10 IS 3.24 HS 3.03 | Overall 3.13 IS 3.25 HS 3.06 | Overall 3.22 IS 3.31 HS 3.18 | Overall 3.23 IS 3.32 HS 3.14 | 3.16 | 3.24 | 3.24 | 3.20 | |

| | |
|---|--|
| SCHOOL GOAL 2A: MOTIVATION | Students will demonstrate continued growth in their attitude towards learning. |
|---|--|

| DATA TO INFORM PROGRESS TOWARDS GOAL (Those marked with an asterisk (*) are required by LCAP regulations) | LCAP EXPECTED OUTCOME | DISTRICT | | | | SCHOOL | | | | |
|---|-----------------------|----------|------------------------------------|---|---|---|---------|----------|-------------|-------------|
| | | 2013-14 | 2014-15 | 2015-16 | 2016-17 | 2013-14 | 2014-15 | 2015-16 | 2016-17 | |
| Citizenship Grades | Citizenship | ≥ 3.0 | Overall 3.34 IS 3.47 HS 3.28 | Overall 3.37 IS 3.49 HS 3.32 | Overall 3.46 IS 3.54 HS 3.41 | Overall 3.45 IS 3.53 HS 3.41 | 3.42 | 3.43 | 3.45 | 3.40 |
| Annual Survey (Grades 3-12) (Described as a composite scores by domain & percent of favorable responses) <u>NOTE:</u> There was a change in response scale from high of 4 to high of 5. Refer to “Two-Year Report” for review of individual items. | Growth Mindset | ≥ 3.0 | N/A | ES 3.17/78% IS 3.07/77% HS 2.94/73% | ES 3.84/82% IS 3.82/85% HS 3.58/83% | ES 3.67/84% IS 3.77/83% HS 3.63/76% | N/A | 3.14/81% | 3.75/83.19% | 3.67/80.61% |
| | Self-Efficacy | ≥ 3.0 | N/A | ES 3.37/91% IS 3.21/88% HS 3.09/84% | ES 4.34/96% IS 3.82/96% HS 3.87/95% | ES 4.38/96% IS 4.13/96% HS 3.93/94% | N/A | 3.24/89% | 4.13/96.11% | 4.14/94.78% |
| | Expectations | ≥ 3.0 | | ES 3.40/91% IS 3.20/89% HS 3.11/88% | ES 4.36/97% IS 4.09/96% HS 3.94/95% | ES 4.41/97% IS 4.10/96% HS 3.96/95% | N/A | 3.27/91% | 4.21/96.68% | 4.18/95.26% |
| Other Data | | | | | | | | | | |

① Elementary Schools: Starting with 2016-17, the “School Data” shown in the table represents students in secondary schools who formerly attended your school in sixth grade.
NOTE: Beginning with 2015-16, there was a change in response scale from high of 4 to high of 5. Refer to “Two-Year Report” for review of individual items.

| | |
|--|---|
| SCHOOL GOAL 2B: SOCIO-EMOTIONAL WELLBEING | Students will demonstrate continued growth in their attitude towards themselves and others. |
|--|---|

| DATA TO INFORM PROGRESS TOWARDS GOAL (Those marked with an asterisk (*) are required by LCAP regulations) | LCAP EXPECTED OUTCOME | DISTRICT | | | SCHOOL | | | |
|---|---|----------|---|---|---|----------|-------------|-------------|
| | | 2014-15 | 2015-16 | 2016-17 | 2014-15 | 2015-16 | 2016-17 | |
| Annual Survey (Grades 3-12) (Described as a composite scores by domain & percent of favorable responses) <u>NOTE:</u> There was a change in response scale from high of 4 to high of 5. Refer to | Social Awareness | ≥ 3.0 | ES 3.09/83% IS 2.92/77% HS 2.98/81% | ES 4.06/80% IS 3.98/75% HS 3.96/74% | ES 4.11/94% IS 4.01/94% HS 4.01/94% | 2.90/76% | 3.87/90.94% | 3.95/91.63% |
| | Emotional Care | ≥ 3.0 | ES 3.02/74% IS 2.98/77% HS 3.00/80% | ES 3.96/73% IS 3.82/63% HS 3.81/64% | ES 4.00/88% IS 3.84/90% HS 3.83/92% | 3.03/79% | 3.90/90.00% | 3.89/88.75% |
| | Sense of Belonging & School Connectedness | ≥ 3.0 | ES 3.29/84% IS 3.00/80% HS 2.87/76% | ES 4.19/81% IS 3.84/65% HS 3.68/56% | ES 4.18/93% IS 3.81/90% HS 3.67/88% | 3.05/82% | 3.88/91.04% | 3.79/87.88% |

| SCHOOL GOAL 2B: | | Students will demonstrate continued growth in their attitude towards themselves and others. | | | | | | |
|---|-------------|---|------------------------------------|------------------------------------|------------------------------------|----------------|----------------|----------------|
| SOCIO-EMOTIONAL WELLBEING | | | | | | | | |
| DATA TO INFORM PROGRESS TOWARDS GOAL (Those marked with an asterisk (*) are required by LCAP regulations) | | LCAP EXPECTED OUTCOME | DISTRICT | | | SCHOOL | | |
| | | | 2014-15 | 2015-16 | 2016-17 | 2014-15 | 2015-16 | 2016-17 |
| "Two-Year Report" for review of individual items. | | | | | | | | |
| Citizenship | Citizenship | ≥ 3.0 | Overall 3.37 IS 3.49 HS 3.32 | Overall 3.46 IS 3.54 HS 3.41 | Overall 3.45 IS 3.53 HS 3.41 | 3.43 | 3.45 | 3.40 |
| Other Data | | | | | | | | |

① Elementary Schools: Starting with 2016-17, the "School Data" shown in the table represents students in secondary schools who formerly attended your school in sixth grade.
NOTE: Beginning with 2015-16, there was a change in response scale from high of 4 to high of 5. Refer to "Two-Year Report" for review of individual items.

| SCHOOL GOAL 2C: | | Classrooms, schools, and the district will demonstrate continued growth in maintaining a positive and safe learning climate for all stakeholders. | | | | | | | |
|--|--|---|---|---|---|---|----------------|----------------|-------------|
| CLIMATE | | | | | | | | | |
| DATA TO INFORM PROGRESS TOWARDS GOAL (Those marked with an asterisk (*) are required by LCAP regulations) | | LCAP EXPECTED OUTCOME | DISTRICT | | | SCHOOL | | | |
| | | | 2014-15 | 2015-16 | 2016-17 | 2014-15 | 2015-16 | 2016-17 | |
| Annual Survey (Grades 3-12)* (Described as a composite scores by domain & percent of favorable responses) <u>NOTE:</u> There was a change in response scale from high of 4 to high of 5. Refer to "Two-Year Report" for review of individual items. | Climate of support for academic learning | ≥ 3.0 | ES 3.39/90% IS 3.13/86% HS 3.02/83% | ES 4.24/95% IS 4.06/96% HS 3.85/94% | ES 4.27/95% IS 4.08/96% HS 3.93/95% | 3.16/87% | 4.10/95.97% | 4.10/95.02% | |
| | Discipline & Norms | ≥ 3.0 | ES 2.77/63% IS 2.71/64% HS 2.65/62% | ES 3.60/82% IS 3.50/84% HS 3.38/82% | ES 3.60/82% IS 3.52/84% HS 3.43/83% | 2.77/67% | 3.53/82.97% | 3.51/82.98% | |
| | Safety | Feeling safe at school | ≥ 3.0 | ES 3.45/91% IS 3.00/80% HS 2.91/79% | ES 4.04/90% IS 3.74/90% HS 3.60/89% | ES 4.05/91% IS 3.69/89% HS 3.56/88% | 2.99/79% | 3.57/85.43% | 3.62/87.26% |
| | | Bullying | ≥ 3.0 | ES 2.93/73% IS 2.74/66% HS 2.94/77% | ES 3.30/68% IS 3.83/86% HS 3.90/89% | ES 3.09/62% IS 3.75/84% HS 3.87/89% | 2.72/65% | 2.55/81.44% | 3.56/81.41% |
| | Facilities Maintenance | Clean | ≥ 3.0 | ES 2.79/68% IS 2.64/62% HS 2.52/57% | ES 3.29/76% IS 3.22/79% HS 3.00/71% | ES 3.32/77% IS 3.28/80% HS 3.06/73% | 2.58/59% | 2.96/70.28% | 3.30/82.38% |
| Well-maintained | | ≥ 3.0 | ES 3.17/85% IS 2.88/76% HS 2.67/66% | ES 3.31/79% IS 3.35/84% HS 3.12/75% | ES 3.38/80% IS 3.43/86% HS 3.03/72% | 2.85/74% | 3.27/79.84% | 3.52/87.95% | |

| SCHOOL GOAL 2C: CLIMATE | | Classrooms, schools, and the district will demonstrate continued growth in maintaining a positive and safe learning climate for all stakeholders. | | | | | | |
|---|--|---|-----------------|----------------|----------------|----------------|----------------|----------------|
| DATA TO INFORM PROGRESS TOWARDS GOAL (Those marked with an asterisk (*) are required by LCAP regulations) | | LCAP EXPECTED OUTCOME | DISTRICT | | | SCHOOL | | |
| | | | 2014-15 | 2015-16 | 2016-17 | 2014-15 | 2015-16 | 2016-17 |
| Suspension rates* | Suspension Rate | ≤ 3.5% | 2.2% | 3.5% | 3.2% | 3.63 | 8.58 | 13.6 |
| Expulsion rates* | Expulsion Rate <i>Not reported if ten or fewer students</i> | ≤ 0.1% | No Report | 0.10% | .03% | No Report | No Report | 0.14% |
| Parent involvement rates* | The school offers the following programs: | Use this space to provide information on how parents can become involved in school activities, including contact information pertaining to organized opportunities for parent involvement. Parents can become involved by checking the Fitz website for upcoming school events as well as 10 Commandments of Parenting and 40 Developmental Assets Training, School Site Council Meetings, ELAC Meetings, and Pastries with the principals. Parents also receive notification through school messenger, AERIES, flyers, and personal follow-up phone calls when requested. Every effort is made to provided correspondence in English, Spanish, and Vietnamese. Contact information is provided to parents on our website, at Back-to School Night, Open House, and at transfer/transition meetings held mainly in the fall when school begins and then again in the spring when students are preparing to move from elementary to intermediate or from intermediate to high school in the spring. | | | | | | |
| | The school has representative(s) that regularly attends: X Parent Task Force X District English Learner Advisory Committee | | | | | | | |
| Survey (Parents)* (Described as a composite scores by domain) | Student Climate Overall | ≥ 3.0 | 3.32 | 3.98 | 4.13 | 3.29 | 3.80* | 4.08 |
| | Adult Climate Overall | ≥ 3.0 | 3.34 | 4.01 | 4.21 | 3.27 | 3.53* | 4.15 |
| Survey (Staff)* (Described as a composite scores by domain) | Student Climate Overall | ≥ 3.0 | 3.33 | 4.25 | 4.25 | 3.21 | 4.07 | 4.07 |
| | School Staff Climate Overall | ≥ 3.0 | 3.31 | 4.14 | 4.11 | 3.09 | 3.95 | 4.06 |
| Focus groups/Interviews& Other data | | | | | | | | |

* In 2015-16, if the score is followed by an asterisk, there were fewer than 10 respondents.

NOTE: There was a change in response scale from high of 4 to high of 5. Refer to “Two-Year Report” for review of individual items.

GOAL 2 Data Review

As you review your Goal 2 data, consider your school's performance relative to the districtwide averages and previous year performance. These may require reviewing data from previous years or accessing additional data. Respond to the following key questions:

| Key Questions | Analysis |
|---|--|
| <p>Highlight Strengths: Which data reflected strengths for your school?</p> | Goal 2 is our school's strength area in general. 2A - All areas exceed the LCAP expected outcomes. 2B: All areas exceed the LCAP expected outcomes. 2C: All areas exceed the LCAP expected outcomes, with one exception - suspensions. |
| Which prior year action steps have contributed to these areas of strength? | Our Falcon Focus Days that have been in place for 5 years and Positive Behavior Interventions and Supports (PBIS) that was begun Sept. 2017 are targeted to improving our Goal 2 data. Based on the data above it is working! |
| <p>Highlight Areas for Growth: Which data reflected areas of growth needed for your school?</p> | The suspension rate has increased to 13.6% and it should be < than 3.5%. |
| How will these areas for growth be addressed in your action steps and supported by your school's budgeted expenditures? (new or refined programs, strategies, activities, etc.) | PBIS is only in year 1 and the strategies support Tier 1 behaviors which constitutes 80% of the school population. Year 2 support Tier 2 behaviors - which constitutes 10-15% of the school population and correlates to our suspension rate. We will invest in continued training, materials, and incentives necessary to better support our students and reduce our suspension rate. |
| <p>Other Key Findings: What does your overall data show regarding progress towards goals?</p> | Overall, Goal 2 is our strength. We have been focusing on improving our culture and climate at Fitz for several years and the data shows that our efforts are changing attitudes towards: learning, themselves and others. |

Goal Three | LIFELONG SUCCESS

ALL LEARNERS WILL BE PREPARED FOR LIFELONG SUCCESS IN THEIR INTENDED CAREER PATHS.

| SCHOOL GOAL 3A: | | District-wide data that are predictive of success after high school will improve annually. | | | | | | | | | |
|---|--|--|-------------------|----------------|----------------|----------------|----------------|----------------|----------------|----------------|-------|
| COLLEGE/CAREER READINESS | | | | | | | | | | | |
| DATA TO INFORM PROGRESS TOWARDS GOAL (Those marked with an asterisk (*) are required by LCAP regulations) | | LCAP EXPECTED OUTCOME | DISTRICT | | | | SCHOOL | | | | |
| | | | 2013-14 | 2014-15 | 2015-16 | 2016-17 | 2013-14 | 2014-15 | 2015-16 | 2016-17 | |
| a-g Rates* | a-g Rate (Students attending all 4 years in GGUSD) | Maintain/ Improve | 61.1% | 62.3% | 55.0% | N/A | 59.7% | 54% | 55% | | |
| | a-g Rate (DataQuest) | Maintain/ Improve | 54.4% | 53.8% | 51.6% | N/A | 50.00% | 47.20% | 45.50% | N/A | |
| Early Academic Progress (EAP)* | EAP College Ready Rates: | ELA | Maintain/ Improve | 28% | 28% | 32% | 36% | 19% | 18% | 22% | 22.0% |
| | | Math | Maintain/ Improve | 11% | 12% | 15% | 17% | 4% | 7% | 5% | 6.0% |
| | EAP Conditionally-Ready Rates: | ELA | Maintain/ Improve | 16% | 34% | 34% | 32% | 14% | 38% | 41% | 39.0% |
| | | Math | Maintain/ Improve | 39% | 23% | 24% | 26% | 38% | 18% | 22% | 21.0% |
| PSAT/SAT/ACT Exams | Average PSAT Scores (10th Grade) Score Reports were redesigned in 2015 | Total Score as conversion to SAT-scale | Maintain/ Improve | 870 | 880 | 893 | N/A | 830 | 820 | 831 | 831 |
| | | Reading | Maintain/ Improve | 38.8 | 38.8 | 444 | N/A | 36% | 35% | 415 | 415 |
| | | Writing | Maintain/ Improve | 38.2 | 37.7 | | | 35% | 34% | | |
| | | Math | Maintain/ Improve | 40.2 | 40.7 | 449 | N/A | 37% | 37% | 416 | 416 |
| | Average SAT Scores (New SAT) | Total Score | Maintain/ Improve | N/A | N/A | N/A | 1,076 | | | | 990 |
| | | Critical | ≥ 480 | 477 | 478 | 475 | 537 | 441 | 436 | 436 | 502 |

| | |
|---|--|
| SCHOOL GOAL 3A: COLLEGE/CAREER READINESS | District-wide data that are predictive of success after high school will improve annually. |
|---|--|

| DATA TO INFORM PROGRESS TOWARDS GOAL (Those marked with an asterisk (*) are required by LCAP regulations) | | LCAP EXPECTED OUTCOME | DISTRICT | | | | SCHOOL | | | | |
|--|--|-----------------------|---------------|---------------|---------------|----------------|------------|---------|---------|---------|-----|
| | | | 2013-14 | 2014-15 | 2015-16 | 2016-17 | 2013-14 | 2014-15 | 2015-16 | 2016-17 | |
| | 2016-17) | Reading | | | | | | | | | |
| | | Writing | 478 | 478 | 473 | | 452 | 441 | 441 | | |
| | | Math | ≥ 530 | 508 | 506 | 497 | 539 | 456 | 455 | 455 | 488 |
| | Average ACT Scores | Reading | ≥ 20 | 21 | 21 | 21 | N/A | 19% | 18% | 18% | 18 |
| | | English | ≥ 20 | 20 | 20 | 21 | N/A | 17% | 17% | 17% | 17 |
| | | Math | ≥ 20 | 22 | 22 | 23 | N/A | 16% | 19% | 19% | 19 |
| | | Science | ≥ 20 | 21 | 21 | 21 | N/A | 562 | 18% | 18% | 19 |
| Advanced Placement (AP) * K-8 Schools: Rates reflect your feeder high school. | AP Enrollment Rates* (# of student enrolled in at least one AP class/9-12 enrollment) | maintain or increase | 3514 23.6% | 3493 23.6% | 3885 27.7% | 4120 29.5% | 17% | 16% | 22% | 19.18% | |
| | AP Test Takers (test takers/9-12 enrollment) | maintain or increase | 3093 20.8% | 3067 20.7% | 3518 24.1% | 3766 26.99% | 16% | 15% | 21% | 19.40% | |
| | Total AP Exams | N/A | 6339 | 6160 | 7009 | 7471 | 562 | 499 | 702 | 681 | |
| | AP Pass Rate* (exam scores 3, 4, 5) | maintain or improve | 61.1% | 61.4% | 62.6% | 64.19% | 53% | 51% | 46.01% | 48.75% | |
| Other Data | | | | | | | | | | | |

| | |
|---|---|
| SCHOOL GOAL 3B: COLLEGE/CAREER SUCCESS | College and career entrance and completion rates will improve annually. |
|---|---|

| DATA TO INFORM PROGRESS TOWARDS GOAL (Those marked with an asterisk (*) are required by LCAP regulations) | | LCAP EXPECTED OUTCOME | DISTRICT | | | | SCHOOL | | | |
|--|----------------------------------|-----------------------|----------|---------|---------|---------|---------|---------|---------|---------|
| | | | 2013-14 | 2014-15 | 2015-16 | 2016-17 | 2013-14 | 2014-15 | 2015-16 | 2016-17 |
| College Enrollment Rates (Fall enrollment) | Overall postsecondary enrollment | maintain or improve | 71% | 72% | 71% | 73% | 66% | 62% | 64% | 72% |

SCHOOL GOAL 3B:
COLLEGE/CAREER SUCCESS

College and career entrance and completion rates will improve annually.

| DATA TO INFORM PROGRESS TOWARDS GOAL (Those marked with an asterisk (*) are required by LCAP regulations) | LCAP EXPECTED OUTCOME | DISTRICT | | | | SCHOOL | | | |
|--|---------------------------------|------------|------------|------------|---------|---------|---------|---------|---------|
| | | 2013-14 | 2014-15 | 2015-16 | 2016-17 | 2013-14 | 2014-15 | 2015-16 | 2016-17 |
| immediately after High School) K-8 Schools: Rates reflect your feeder high school. | At 4-Year College or University | 30% | 30% | 29% | 30% | 21% | 21% | 25% | 22% |
| | At 2-Year College or University | 41% | 42% | 42% | 44% | 44% | 41% | 39% | 50% |
| Persistence Rate (Freshman to Sophomore Persistence) K-8 Schools: Rates reflect your feeder high school. | Overall | 89% (2012) | 88% (2013) | 89% (2014) | 89% | 84% | 84% | 84% | 84% |
| | At 4-Year College or University | 98% (2012) | 97% (2013) | 96% (2014) | 97% | 96% | 96% | 93% | 94% |
| | At 2-Year College or University | 83% (2012) | 83% (2013) | 85% (2014) | 85% | 79% | 77% | 80% | 80% |
| Future Educational Goals Annual Survey (Grades 3-12) | 4-Year or Advanced Degree | N/A | 84% | 83% | 82% | N/A | 0.81 | 86.32% | 82.78% |
| | 2-Year | N/A | 6% | 7% | 7% | N/A | 0.0402 | 7.51% | 8.52% |
| CTE Pathways | | 137 | 140 | 244 | 333 | | | 15 | 44 |
| Industry Certification | | N/A | N/A | N/A | 664 | | | | 101 |
| Articulation | | 447 | 478 | 496 | 1072 | | | 94 | 216 |
| Internship/Work-Based Learning experience | | N/A | N/A | N/A | 12 | | | | 2 |
| Alumni Groups: Surveys & Focus Groups | | | | | | | | | |
| Other Data Note: Student tracker data not yet available | | | | | | | | | |

GOAL 3 Data Review

As you review your Goal 3 data, consider your school's performance relative to the districtwide averages and previous year performance. These may require reviewing data from previous years or accessing additional data. Respond to the following key questions:

| Key Questions | Analysis |
|---|---|
| <p>Highlight Strengths: Which data reflected strengths for your school?</p> | The data shows that our feeder pattern for freshman to sophomore persistence in college is meeting the district percentages at both 2 year and 4 year colleges. The data show that 2 year college enrollment is above the district average, but is slightly below the 4 year college enrollment average. However, the overall data in this area is showing improvement. |
| Which prior year action steps have contributed to these areas of strength? | 3A:1 Career Fair Day. 3A:2 Mentoring- AVID, AVID Excel, and Resource 3A:3 CCIG presentations by counselor to students throughout the year. Center.3A:4a - Training and support of ALP teachers in science and history. |
| <p>Highlight Areas for Growth: Which data reflected areas of growth needed for your school?</p> | EAP, PSAT, SAT, and ACT data needs improvement. Students are not scoring well on these assessments and do not meet goals set by LCAP. |
| How will these areas for growth be addressed in your action steps and supported by your school's budgeted expenditures? (new or refined programs, strategies, activities, etc.) | More focus on standardized test taking. Support on how to attack the prompt - what the test question is asking the student to do. School-wide student SMART goals to be revisited several times throughout the year. School-wide writing on a regular basis. Pre-SAT assessments in intermediate school. |
| <p>Other Key Findings: What does your overall data show regarding progress towards goals?</p> | The goal of college is held by students, but the skills to get there and to be successful may be lacking. We need to keep our focus on ELA and math success as the building blocks for life-long success. |

School Plan for Student Achievement Annual Evaluation

Pursuant to California Education Code Section 64001(g), the School Site Council (SSC) must evaluate at least annually the effectiveness of planned activities. In the cycle of continuous improvement of student performance, evaluation of the results of goals will provide data to inform and guide subsequent plans. The school must be able to provide evidence of the evaluation process to determine if the needs of students are being met by the strategies described in the SPSA.

| Section | Annual Evaluation Summary Description Use the guiding questions above and provide a summary response for each area of evaluation. |
|----------------------------------|--|
| Plan Priorities | The top priorities for the past year were: 1) Tutoring and Extended learning opportunities. 2) Technology purchases (hardware and software) to keep it current as well as replaced as the technology becomes outdated. 3) Teacher training, conferences, and support to stay informed as to how to meet the needs of our EL students to close the significant gap that our data is showing. The major expenditures for the tutoring and extended learning opportunities were on teacher hourly to run the programs/interventions targeted for students with Ds and/or Fs and At-Risk students as well as enrichment opportunities for all interested students in after school classes such as Science Fest, Rosetta Stone, Robotics, and Technology Lab. Major technology purchases will be to buy more chrome book carts for classroom use, update and replace old or outdated technology, and maintain software and apps that support our goals for student academic success. |
| Plan Implementation | The following were fully implemented: 1) Effective Instruction and CA Standards 2) Professional Development 3)Extended Learning Opportunities/Tutoring 4) Writing Strategies 5) Self-Regulatory Programs 6) Technology Purchases and 7) PBIS training and implementation of year 1 The following were not fully implemented: 1) Instructional Support for Students (especially EL gap) 2)Support for English Learners The activities implemented were not limited, but EL strategies were not focused on enough to close the gap and support that particular sub-group. Activities that were modified were writing strategies and PBIS strategies. One of the main barriers was properly identifying the needs of EL students, specifically, and then implementing strategies that support the learning required to meet standards. The actions we took included the following: 1) Looking at assessment data to identify areas of need. 2) Inviting district personnel to present information and strategies to teachers on how to, specifically, support EL students. 3) Identifying students who need support with writing based on data from the district writing assessment. The impact of this was that we saw little to no closing of the achievement gap. The data used was last year's SBAC data, local benchmarks, classwork, CELDT scores, and the classification rate. |
| Strategies and Activities | 1) PBIS implementation - Year 1 has shown that students are more aware of their behaviors and how those behaviors impact their academic success. There have been regular Falcon Focus Days that focus on student grades, citizenship, and work habits. We have seen an increase in the number of students who have a GPA of 2.0 and above (80%) and less students below and 2.0 (20%). 2) The data for local benchmarks in quarter 1 and 2 in math and ELA are showing improvement. The implementation of Content Boot Camp and Extended Learning Opportunities each week, Bi-monthly collaboration |

| | |
|---|--|
| | <p>training and support, and co-plan co-teach lessons, AVID summer conferences, and Advanced Learning conferences and support are included in the action steps that were put into place to support students with meeting content goals, 3) Our school-wide writing goal is showing improvement in more students able to produce clear, evidence-based writing as observed by the teachers across all content areas. This was supported by teacher training and release days for teachers to observe their colleagues to note possible next steps for our school-wide plan. All of these areas were enhanced by the use of our technology purchases of both hardware, software, and apps. Based on the analysis of the practices that support EL students, we recommend continuing the practice with the following modifications. 1) Included at least one EL Shadowing experience for all teachers 2) Examine the data collected from the administrative/district EL shadowing experiences that were conducted this year.3) Explore and identify ways the we will move forward in closing the achievement gap for this sub-group based on the data collected and examined 4) Budget for and plan: training, support, follow-up, and co-plan co-teach experiences for teachers to hone teaching skills in supporting EL students.</p> |
| <p>Involvement/ Governance</p> | <p>At the SSC meetings, we looked at our school data. members of the SSC recommended continued tutoring and extended learning opportunities, support for EL students to close the achievement gap, and keep up-to-date on technology needs. The plan was monitored by sharing our local benchmark data, SBAC data, CLEDT data, and visiting classrooms. More training of the parent members of the SSC on how the data effects the school and our students and how to brainstorm ways to address the identified needs.</p> |
| <p>Outcomes</p> | <p>The goals that were met were implementation of the programs and strategies listed. However, we have not gotten the results we would like to see at this point. Implementation and study was done by the school community, but in order to fully meet our goals, we would need to see the achievement gap closing. Instructional support for ELs and support for ELs in all classes have been minimally effective and need to be a focus in the 18-19 school year and beyond. It is imperative that our focus be on ELs and how to support them in meeting standards and closing the achievement gap. Literacy needs for our EL students should be top priority until the gap closes.</p> |

California Education Code Section 64001(g): Form G

Section A: Planned Improvements in Student Performance

Goal One | ACADEMIC SKILLS

ALL LEARNERS WILL DEVELOP THE ACADEMIC SKILLS NECESSARY FOR CONTINUAL INDIVIDUAL GROWTH TOWARDS MASTERY OF STANDARDS.

| SCHOOL GOAL 1A: ACADEMIC CONTENT | | Students will demonstrate continued growth in all content areas with an emphasis on critical thinking and problem solving. | | | | |
|---|---|--|--|--|-----------------|-------------------|
| # | ACTION STEPS | TIMELINE AND TARGET DATES | PERSON(S) RESPONSIBLE | BUDGETED EXPENDITURES | FUNDING SOURCE | |
| | | | | | 2018-19 TITLE I | 2018-19 SITE-LCFF |
| 1 | Effective Instruction and CA State Standards: Implement an effective instructional delivery model, instructional strategies, resources, and classroom routines to support all students toward meeting academic goals. This includes the implementation of textbook and curriculum materials aligned to the California state standards. Build capacity in teachers through leadership and collaboration. | 18-19 Ongoing | District Office, Admin, TOSA | Subs, AVID, Tech, Teacher Hourly | 5,539. | 15,293. |
| 1a | Conferences - AVID, ALP, Technology, CUE | 18-19 | District Office, Admin, TOSA, Teachers Leaders | Cost of Conferences and Teacher Hourly | | |
| 1b | Summer Bridges | 18-19 | Admin | Teacher Hourly | 6,000. | |
| 2 | Professional Development: Maintain a strong program of professional development to support instruction leading to increased student achievement. Provide targeted support to teachers in best instructional practices to support all students, including targeted populations (educationally disadvantaged youth). | 18-19 Ongoing | District Office, Admin, TOSA, Teacher Leaders | Staff Development set-aside (TI) | 10,831 | 13,000. |
| 2a | English Learner Support | 18-19 Ongoing | District Office, Admin, TOSA, Teacher Leaders | Subs and teacher hourly | | |

| SCHOOL GOAL 1A: ACADEMIC CONTENT | | Students will demonstrate continued growth in all content areas with an emphasis on critical thinking and problem solving. | | | | |
|---|--|--|---|--|--------------------|----------------------|
| # | ACTION STEPS | TIMELINE AND TARGET DATES | PERSON(S) RESPONSIBLE | BUDGETED EXPENDITURES | FUNDING SOURCE | |
| | | | | | 2018-19 TITLE I | 2018-19 SITE-LCFF |
| 2b | Instructional Technology Strategies | 18-19 Ongoing | District Office, Admin, TOSA, Teacher Leaders | Subs and teacher hourly | | |
| 2c | GATE/ALP Program Support | 18-19 Ongoing | District Office, Admin, TOSA | Subs and teacher hourly | | |
| 2d | Classroom Rounds/Lesson Studies Supporting Literacy | 18-19 Ongoing | District Office, Admin, TOSA, Teacher Leaders | Subs and teacher hourly | | |
| 2e | Teacher Hourly for school based training outside of the school day | 18-19 Ongoing | Admin, TOSA, Teacher Leaders, Teachers | Subs and teacher hourly | | |
| 3 | Extended Learning/Tutoring: Provide intervention opportunities for students performing below grade-level standards. Provide extended learning opportunities for intervention, including opportunities for tutoring to support students at all achievement levels [improved/increased services for targeted populations (educationally disadvantaged youth)]. | Ongoing 18-19 | Admin, Teachers | STEAM Opportunities after school: Content, Computer Lab, Drum Line, Arts Program, and Pentathlon Coach | | |
| 3a | Program Title or Focus: Content Boot Camp Brief Description: Tutoring in Content Areas Estimated # students served: 400 Targeted D/F Intervention in core content areas | Ongoing 17-18 | Admin, Title 1 Coordinator, Teachers | Staffing: All content teachers on a rotating basis Materials/Supplies: None | 15,000. | 3,000. |

| SCHOOL GOAL 1A: ACADEMIC CONTENT | | Students will demonstrate continued growth in all content areas with an emphasis on critical thinking and problem solving. | | | | |
|---|--|--|--|--|--------------------|----------------------|
| # | ACTION STEPS | TIMELINE AND TARGET DATES | PERSON(S) RESPONSIBLE | BUDGETED EXPENDITURES | FUNDING SOURCE | |
| | | | | | 2018-19 TITLE I | 2018-19 SITE-LCFF |
| 3b | Program Title or Focus: Computer Lab Brief Description: Student Homework or Project Completion Estimated # students served: 500 Extended Learning Opportunities | Ongoing 17-18 | Admin, Title 1 Coordinator, Teachers | Staffing: 3 Teachers Materials/Supplies: None | 6,000. | 7000 |
| 3c | Program Title or Focus: Drum Line Brief Description: Performance Group Estimated # students served: 12-15 Extended Learning Opportunities | Ongoing 17-18 | Admin. Teachers | Staffing: Band and Math Teachers Materials/Supplies: Upkeep of instruments and drum sticks | | 9000 |
| 3d | Program Title or Focus: Girls' Inc Brief Description: Girls' Self Image and Self-Esteem Estimated # students served: 25 Extended Learning Opportunities | Fall 18 | Admin, Counselor, Girls' Inc. | Staffing: None - Girls' Inc. Staff - No cost to us Materials/Supplies: None | 3,000. | |
| 3e | Program Title or Focus: United Way Afterschool STEM Programs | Ongoing 18-19 | Admin, Counselor, Teachers | Staffing: 3 Fitz Teachers TBD | 5,000. | |

| SCHOOL GOAL 1A: ACADEMIC CONTENT | | Students will demonstrate continued growth in all content areas with an emphasis on critical thinking and problem solving. | | | | |
|---|---|--|-----------------------------|--|--------------------|----------------------|
| # | ACTION STEPS | TIMELINE AND TARGET DATES | PERSON(S) RESPONSIBLE | BUDGETED EXPENDITURES | FUNDING SOURCE | |
| | | | | | 2018-19 TITLE I | 2018-19 SITE-LCFF |
| | Brief Description: Variety of STEM Programs provided by the United Way Estimated # students served: 75 Extended Learning Opportunities | | | Materials/Supplies: None | | |
| 3f | Program Title or Focus: Rosetta Stone Brief Description: Language Support Estimated # students served: 35 Extended Learning Opportunities | Ongoing 18-19 | Admin, Teacher | Staffing: 1 Teacher Materials/Supplies: Rosetta Stone License - from Teach Money | 5,000. | |
| 3g | Program Title or Focus: Spheros Brief Description: Robotics Programming Estimated # students served: 20 each session - 12 sessions Extended STEM Opportunities | Ongoing 18-19 | Admin, Teachers, TOSA | Staffing: 1 Teacher each session - 12 sessions Materials/Supplies: Spheros - Purchased last Spring 18 | 5000 | |
| 3h | Program Title or Focus: Artwork to support Core Class Projects Brief Description: Projects such as book reports, science fair, | Ongoing 18-19 | Admin, Art Teacher, TOSA | Staffing: Art Teacher Materials/Supplies: Art Supplies - | 2600 | |

| SCHOOL GOAL 1A: ACADEMIC CONTENT | | Students will demonstrate continued growth in all content areas with an emphasis on critical thinking and problem solving. | | | | |
|---|--|--|----------------------------|---|--------------------|----------------------|
| # | ACTION STEPS | TIMELINE AND TARGET DATES | PERSON(S) RESPONSIBLE | BUDGETED EXPENDITURES | FUNDING SOURCE | |
| | | | | | 2018-19 TITLE I | 2018-19 SITE-LCFF |
| | <p>history presentations that require artifacts to support student classroom presentation</p> <p>Estimated # students served: 125</p> <p>Extended Learning Opportunities STEAM</p> | | | | | |
| 3i | <p>Program Title or Focus: VAAPA</p> <p>Brief Description: Math Competition for Girls</p> <p>Estimated # students served: 15</p> <p>Extended Learning Opportunity</p> | | Admin, math teachers, TOSA | <p>Staffing: Math teacher -hourly</p> <p>Materials/Supplies: None</p> | | 500. |
| 3j | <p>Program Title or Focus: AVID intervention (support D-F)</p> <p>Brief Description: After school tutoring and intervention for students at risk of failing</p> <p>Estimated # students served: 100</p> | | Admin, teachers | <p>Staffing: Admin, teachers, tutors</p> <p>Materials/Supplies:</p> | 19,200 | |
| 4 | <p>Materials/Supplies: Support instruction with supply purchases and resources for classroom needs in all content areas. (Site-LCFF funds can support all content</p> | Ongoing 18-19 | Admin, Title 1 Coordinator | Materials and Supplies | 105327.22 | 29418 |

| SCHOOL GOAL 1A: ACADEMIC CONTENT | | Students will demonstrate continued growth in all content areas with an emphasis on critical thinking and problem solving. | | | | |
|---|--|--|--|--|-----------------|-------------------|
| # | ACTION STEPS | TIMELINE AND TARGET DATES | PERSON(S) RESPONSIBLE | BUDGETED EXPENDITURES | FUNDING SOURCE | |
| | | | | | 2018-19 TITLE I | 2018-19 SITE-LCFF |
| | areas for improved/increased services for targeted populations (educationally disadvantaged youth.) | | | | | |
| 4a | flexible seating to enhance critical thinking within collaborative groups | | | | | |
| 5 | Instructional Support for Students: Provide instructional support personnel to support student needs and student achievement in the classroom, particularly for increased/improved services to targeted populations (educationally disadvantaged youth). | Ongoing 18-19 | Admin, Classroom Teachers | 3% Contingency set-aside (TI) | 4,150 | 34,000. |
| 5a | Bilingual Aides Salaries | | | | 18,479. | 25,300. |
| 6 | Assessment and Data Analysis: Use multiple types of assessments to measure achievement and use data to inform instruction. | Ongoing 18-19 | District Office, Admin, TOSAs, Teacher Leaders, Classroom Teachers | DWA, GATE, Benchmarks, CELDT, State Tests, | | 11725 |
| 6a | Testing Clerk | Ongoing 18-19 | Admin, Testing Clerk | Salary | | 11,261. |
| 6b | Testing support materials | | | | | 500.00 |
| 7 | Coordinated Services: Provide supplementary services for foster youth and homeless youth. Coordinate services with district office resources for specific actions and services based to support specific needs | Ongoing 18-19 | District Office, Admin, Counselor, Liaisons, Office Staff | Coordination of services based on our students' specific needs | | |
| 7a | Health Clerk | Ongoing 18-19 | Admin, Health Clerk | Salary | | 19,631. |
| TOTAL BUDGET PLANNING | | | | | 150,326.22 | 106,497 |

| SCHOOL GOAL 1B: ACADEMIC ENGLISH | | English Learners will demonstrate continued growth toward mastery of Academic English and being designated English language proficient. | | | | |
|---|---|---|--|--|-----------------|-------------------|
| # | ACTION STEPS | TIMELINE AND TARGET DATES | PERSON RESPONSIBLE | BUDGETED EXPENDITURES | FUNDING SOURCE | |
| | | | | | 2018-19 TITLE I | 2018-19 SITE-LCFF |
| 1 | Support for English Learners (EL) - English Language Development: Provide English Learners with an English language development program designed to meet their instructional needs. Ensure that English learners acquire full proficiency in English as rapidly and effectively as possible to attain parity with native speakers of English and achieve the same rigorous standards that are expected of all native speakers of English. Implement the Board Approved Plan to support English Learners and the preservation of heritage language. | Ongoing 18-19 | District Office, Admin, TOSAs | Training and Support in ALD, SELD, constructing Meaning, ELD Textbook Support, subs, and teacher hourly | 5,000. | |
| 1a | Academic Language Development (ALD) | | | | | |
| 1b | Systematic Language Development (SELD) | | | | | |
| 1c | Constructing Meaning Strategies | | | | | |
| 1d | New ELD Teacher Training | | | | | |
| 1e | Rosetta Stone | | | | | |
| 2 | Support for Reclassified English Proficient Students Maintain progress monitoring of RFEP students for a minimum of two years after students are reclassified. Provide guidance and protocols for teachers to report progress. | Ongoing 18-19 | District Office, Admin, Classroom Teachers | Use data to monitor progress using protocols | 1,000. | |
| 3 | Writing Strategies: Support EL and RFEP students through the use of instructional strategies within the effective instruction framework. Train teachers on the unique implications of supporting EL and RFEP students and the continued development of academic vocabulary and expressive language, both oral and written fluency and automaticity. | Ongoing 18-19 | District Office, Admin, TOSAs, Teacher Leaders | Training on and calibration of teacher implementation of Rubric for classroom instruction and assessment of student work | 1,800. | |

| SCHOOL GOAL 1B: ACADEMIC ENGLISH | | English Learners will demonstrate continued growth toward mastery of Academic English and being designated English language proficient. | | | | |
|---|--------------|---|--------------------|------------------------------|-----------------|-------------------|
| # | ACTION STEPS | TIMELINE AND TARGET DATES | PERSON RESPONSIBLE | BUDGETED EXPENDITURES | FUNDING SOURCE | |
| | | | | | 2018-19 TITLE I | 2018-19 SITE-LCFF |
| | | | | TOTAL BUDGET PLANNING | 7,800 | |

| SCHOOL GOAL 1C: SCHOLARLY HABITS | | Students will demonstrate continued growth in scholarly habits that allow them to control and monitor their own learning for improved academic outcomes. | | | | |
|---|---|--|---|---|-----------------|-------------------|
| # | ACTION STEPS | TIMELINE AND TARGET DATES | PERSON RESPONSIBLE | BUDGETED EXPENDITURES | FUNDING SOURCE | |
| | | | | | 2018-19 TITLE I | 2018-19 SITE-LCFF |
| 1 | Self-Regulatory Programs: Implement programs focused on building self-regulatory skills/ self-management skills, including study skills, goal-setting, time management, note-taking, regulation and monitoring of learning strategies. | Ongoing 18-19 | District Office, Admin, TOSAs, Classroom Teachers | Support Materials | | |
| 1a | Falcon Focus | Ongoing 18-19 | Admin and teachers | Support Materials | | 500. |
| 1b | AVID/AVID Excel/Resource Center | Ongoing 18-19 | Admin, TOSA, and teachers | Teacher hourly and subs | 1,000. | |
| 1c | SMART Goals for students | Ongoing 18-19 | Admin, TOSA, and teachers | Teacher hourly | 1,000. | |
| 2 | Technology: Increase access and availability of technology (computers and technology tools), including the integration of instructional technology into the classroom and training. Implement the key actions included within the District Technology Plan. | Ongoing 18-1 | Admin, Technology Coordinator, Tech Asst., Teachers | Computers, laptops, tablet, charging carts, and printers. Various apps and software necessary for increased student learning. | | |
| 2a | Rosetta Stone (ELD and World Language) | 18-19 | Admin, ELD Teacher, World Language teacher, Fitz Tech, Tech Coordinator | | | |

| SCHOOL GOAL 1C: SCHOLARLY HABITS | | Students will demonstrate continued growth in scholarly habits that allow them to control and monitor their own learning for improved academic outcomes. | | | | |
|---|---|--|--|---------------------------------|-----------------|-------------------|
| # | ACTION STEPS | TIMELINE AND TARGET DATES | PERSON RESPONSIBLE | BUDGETED EXPENDITURES | FUNDING SOURCE | |
| | | | | | 2018-19 TITLE I | 2018-19 SITE-LCFF |
| 2b | Gizmos | 18-19 | Admin, Science Teachers, Fitz Tech, Tech Coordinator | | 2,000. | |
| 2c | Laptops, Computers, tablets, Charging Carts, Elmos, Projectors, and Printers, document cameras | 18-19 | Admin, teachers, Fitz Tech, Tech Coordinator | | 50,503 | |
| 2d | Miscellaneous Hardware/Clickers, Software, Type to Learn | 18-19 | Admin, Teachers, Fitz Tech, Tech Coordinator | | | 492. |
| 2e | Technology Assistant | 18-19 | Admin, Tech Assistant, Tech Coordinator | Tech Assistant Salary | 17,725. | |
| 2f | Go Guardian | 18-19 | Admin, Tech Assistant, Tech Coordinator, Teachers | | 2,500. | |
| 3 | Library Media Center: Upgrade or maintain libraries services and increase access to the library both during the school day and beyond school day. Library support services include use of computer labs and support staff. Enrich the library program through the purchase of supplemental materials and supplies. | Ongoing 18-19 | Admin, Librarian | Materials, equipment, furniture | | 20,000. |
| 3a | Flexible seating for collaborative groups | | | | | |
| | | | | TOTAL BUDGET PLANNING | 74,728 | 20,992 |

Goal Two | PERSONAL SKILLS

ALL LEARNERS WILL DEVELOP THE PERSONAL SKILLS NECESSARY TO ACHIEVE ACADEMIC AND SOCIAL GOALS.

| SCHOOL GOAL 2A: MOTIVATION | | Students will demonstrate continued growth in their attitude towards learning. | | | | |
|-------------------------------|--|--|--|--|-----------------|-------------------|
| # | ACTION STEPS | TIMELINE AND TARGET DATES | PERSON RESPONSIBLE | BUDGETED EXPENDITURES | FUNDING SOURCE | |
| | | | | | 2018-19 TITLE I | 2018-19 SITE-LCFF |
| 1 | Practices that Build Motivation: Encourage a growth mindset in which students pursue academic challenges, believe in their ability to improve over time, and work hard to achieve their goals. Build practices that support student motivation in classrooms and schools, with a specific focus on growth mindset, high expectations, and self-talk. | Ongoing 18-19 | Admin and Teachers | | | |
| 1a | Restorative Practices Training | Ongoing 18-19 | Admin and Teachers | Subs and Cost of Training | 3,000. | |
| 2 | Incentives: Use recognition, awards, and incentives. Student incentives must be reasonable, nominal, and educationally-related. | Ongoing 18-19 | Admin, Title 1 | Certificates for Quarter and Semester and medals and trophies for end of year. | 2,500. | 2,000. |
| 2a | Incentives | 18-19 | Admin, PBIS/Restorative Practices Team | Support of Positive Educational Culture | | 3,000. |
| 3 | Secondary Credit Recovery: Maintain and increase programs that support the goal for all students to graduate from high school. Provide multiple opportunities for high school credit recovery (repeating courses in which a grade of "F" was initially earned). | | | | | |
| 4 | Attendance: Expand/Refine programs that target attendance and truancy issues. Review data to identify needs and implement programs and strengthen partnerships that support attendance rates. Utilize and adhere to the | Ongoing 18-19 | Admin, Office Staff | | | |

| SCHOOL GOAL 2A: MOTIVATION | | Students will demonstrate continued growth in their attitude towards learning. | | | | |
|---------------------------------------|---|--|--------------------|-----------------------|-----------------|-------------------|
| # | ACTION STEPS | TIMELINE AND TARGET DATES | PERSON RESPONSIBLE | BUDGETED EXPENDITURES | FUNDING SOURCE | |
| | | | | | 2018-19 TITLE I | 2018-19 SITE-LCFF |
| | SARB process to provide early intervention for at-risk students. Promote attendance through parent notification of policy and procedures. | | | | | |
| TOTAL BUDGET PLANNING | | | | | 5,500 | 5,000 |

| SCHOOL GOAL 2B: SOCIO-EMOTIONAL WELLBEING | | Students will demonstrate continued growth in their attitude towards themselves and others. | | | | |
|--|--|---|---|---|-----------------|-------------------|
| # | ACTION STEPS | TIMELINE AND TARGET DATES | PERSON RESPONSIBLE | BUDGETED EXPENDITURES | FUNDING SOURCE | |
| | | | | | 2018-19 TITLE I | 2018-19 SITE-LCFF |
| 1 | Support Services/Counseling/Mental Health: Maintain programs to support the well-being of students and families and ensure that schools are safe places. Provide clinical counseling services and socioemotional supports for students, including support through school-based counseling service providers. Support objectives related to the coordination of mental health services and train staff in the Youth Mental Health First Aid (YMHFA) training program. | Ongoing 18-19 | Admin, Counselor, Rossier Counselors, School Psychologist | Training | | 1,000. |
| 1a | Positive messages throughout campus | | | | | 500.00 |
| 2 | School Connectedness: Provide more opportunities and increased access for students to be involved and engaged in school at all levels (clubs, sports, programs, school activities, etc.) | Ongoing 18-19 | District Office, Admin, Teachers | After School Athletics, ASB, Summer Programs, Assemblies, Field Trips | | 14,000. |
| 2a | Assemblies | 18-19 | Admin, Teacher Leaders | | | |
| 2b | Field Trips | 18-19 | Admin, Teacher | | | |

| SCHOOL GOAL 2B: SOCIO-EMOTIONAL WELLBEING | | Students will demonstrate continued growth in their attitude towards themselves and others. | | | | |
|--|---|---|---------------------------------------|--------------------------|--------------------|----------------------|
| # | ACTION STEPS | TIMELINE AND TARGET DATES | PERSON RESPONSIBLE | BUDGETED EXPENDITURES | FUNDING SOURCE | |
| | | | | | 2018-19 TITLE I | 2018-19 SITE-LCFF |
| | | | Leaders | | | |
| 2c | Summer programs | 18-19 | Admin. TOSA, Teachers | | | |
| 2d | Busses | 18-19 | ADMIN, Teachers | | | |
| 2e | Mentoring - PBIS - Tier 2 | 18-19 | Admin and Teachers | | | |
| 2f | Athletics/intermural Sports | 18-19 | Admin and teachers | | | |
| 2g | PBIS sustainability with signage, training, conferences, and etc. | 18-19 | Admin Teachers | | | |
| 2h | 6th grade visit | 18-19 | Admin, counselor | | | |
| 3 | Anti-Bullying/Internet Safety: Develop strong bullying/cyberbullying prevention programs across the district at all levels educate all stakeholders, including proactive programs. | Ongoing 18-19 | Admin, Counselor, Classroom Safety | | | |
| 4 | Substance Abuse Prevention/Asset Development: Address risks associated with substance abuse through prevention programs. Resources include the district- adopted substance abuse prevention programs and partnerships with community agencies. | Ongoing 18-19 | Admin, Counselor, Classroom Safety | s | | |
| TOTAL BUDGET PLANNING | | | | | | 15,500 |

| SCHOOL GOAL 2C: CLIMATE | | Classrooms, schools, and the district will demonstrate continued growth in maintaining a positive and safe learning climate for all stakeholders. | | | | |
|------------------------------------|---|---|-------------------------|--------------------------|--------------------|----------------------|
| # | ACTION STEPS | TIMELINE AND TARGET DATES | PERSON RESPONSIBLE | BUDGETED EXPENDITURES | FUNDING SOURCE | |
| | | | | | 2018-19 TITLE I | 2018-19 SITE-LCFF |
| 1 | Welcoming Climate: Building Relationships with | Ongoing 18-19 | District Office, Admin, | Parent Education and | 2,500. | 20,000 |

| | |
|------------------------------------|---|
| SCHOOL GOAL 2C: CLIMATE | Classrooms, schools, and the district will demonstrate continued growth in maintaining a positive and safe learning climate for all stakeholders. |
|------------------------------------|---|

| # | ACTION STEPS | TIMELINE AND TARGET DATES | PERSON RESPONSIBLE | BUDGETED EXPENDITURES | FUNDING SOURCE | |
|----|---|---------------------------|---|---|-----------------|-------------------|
| | | | | | 2018-19 TITLE I | 2018-19 SITE-LCFF |
| | students, parents, and staff: Create caring and motivating schools that welcome diversity and respect all staff, parents, and students. Encourage events/activities that celebrate different cultures. | | Office Staff, | materials | | |
| 1a | 10 Educational Commandments, 40 Developmental Assets | 18-19 | District Office, Admin. Staff | light snacks | | |
| 1b | Parent Expectations and Student Achievement (PESA) | 18-19 | Admin, Staff, TOSA | Parent Materials and resources Light snacks | | |
| 1c | 40 Developmental Assets | 18-19 | Admin, Staff, TOSA | Materials, resources, and light snacks | | |
| 1d | PBIS sustainability with signage, training, conferences, and etc. | 18-19 | Admin STaff | | | |
| 1e | PBIS Door Mats | | | | | |
| 2 | Parent Community Outreach: Ensure that parents/guardians are provided multiple opportunities to increase involvement and engagement in student learning through a strong home-school-community partnership,. Outreach services facilitate parent involvement and parent education programs. Interpretation/translation services, childcare, and transportation are provided when necessary. | Ongoing 18-19 | District Office, Admin, Office Staff, Translators, Community Liaisons | Parent Education set-aside (TI) | 1,384 | 10,000. |
| 2a | Liaison, Trainers, Office Staff Extra Hours | 18-19 | District Office, Admin, Office Staff, Translators, Trainers, Community Liaisons | | | |
| 3 | Home-School Communication: Keep all stakeholders engaged and informed and implement communication guidelines to facilitate internal and external communication processes. All staff check email twice daily and respond before the | Ongoing 18-19 | Admin, Office Staff, Community Liaisons, Teachers | Training of staff | 586 | |

| | |
|------------------------------------|---|
| SCHOOL GOAL 2C: CLIMATE | Classrooms, schools, and the district will demonstrate continued growth in maintaining a positive and safe learning climate for all stakeholders. |
|------------------------------------|---|

| # | ACTION STEPS | TIMELINE AND TARGET DATES | PERSON RESPONSIBLE | BUDGETED EXPENDITURES | FUNDING SOURCE | |
|----|--|---------------------------|---|---|-----------------|-------------------|
| | | | | | 2018-19 TITLE I | 2018-19 SITE-LCFF |
| | end of the following business day. Regularly communicate with parents. | | | | | |
| 3a | Recognition of School Awards for Community Awareness | | | | | |
| 3b | AERIES communication tool | | | | | |
| 4 | Facilities Maintenance: Ensure that schools and other district facilities are clean and well-maintained. (Site-LCFF) | Ongoing 18-19 | Admin, Custodial Staff | Facilities upkeep throughout the year | | 1,000. |
| 4a | Falcon Door mats | | | | | |
| 5 | Campus Safety: Ensure campus safety via ongoing analysis and adjustment of safety protocols. Maintain a strong collaborative relationship with local law enforcement and community-based agencies, including regular meetings of the Safety Partnership Committee to discuss topics related to health, safety, and wellness. The school has a Comprehensive School Safety Plan on file, which encompasses Goal 2B, Goal 2C, and the Emergency Operations Plan. | Ongoing 18-19 | Admin, SAPD, SAFD, GGPD, | | | |
| 5a | radios | | | | | |
| 6 | Discipline & Rules: Review the implementation of consistent discipline procedures, systems of positive behavior intervention programs, and systems of support for students identified through early warning indicators. | Ongoing 18-19 | Admin, Counselor, Classroom Teachers | PBIS Program Training Costs and subs, and teacher hourly for summer and/or after hours work, incentives | | |
| 6a | Restorative Practices Training | Ongoing 18-19 | OCDE, District Office, Admin, Teacher Leaders, Classroom Teachers | Subs and Cost of Training | | 3,000. |
| 7 | Partnerships: Maintain partnership with community agencies and | Ongoing 18-19 | District Office, Admin, Counselor, Office Staff | | | |

**SCHOOL GOAL 2C:
CLIMATE**

Classrooms, schools, and the district will demonstrate continued growth in maintaining a positive and safe learning climate for all stakeholders.

| # | ACTION STEPS | TIMELINE AND TARGET DATES | PERSON RESPONSIBLE | BUDGETED EXPENDITURES | FUNDING SOURCE | |
|------------------------------|---|---------------------------|---|---|-----------------|-------------------|
| | | | | | 2018-19 TITLE I | 2018-19 SITE-LCFF |
| | support providers for the benefit of collective impact to support the needs of students in the Garden Grove Unified School District. | | | | | |
| 8 | Training for All Staff: Provide on-site coaching, support, and training opportunities for all employees (including administrators, certificated, and classified employees). Evaluate needs, survey staff, and plan for professional development that serves to increase employee skills and overall professional capital. | Ongoing 18-19 | District Office, Admin, Office Staff, Community Liaisons, Bilingual Aides | Ensuring all staff is up-to-date on all skills necessary to complete their duties effectively and efficiently | | 3,000. |
| TOTAL BUDGET PLANNING | | | | | 4,470 | 37,000 |

Goal Three | LIFELONG SUCCESS

ALL LEARNERS WILL BE PREPARED FOR LIFELONG SUCCESS IN THEIR INTENDED CAREER PATHS.

| SCHOOL GOAL 3A: COLLEGE/CAREER READINESS | | District-wide data that are predictive of success after high school will improve annually. | | | | |
|--|--|--|--|---|--------------------|----------------------|
| # | ACTION STEPS | TIMELINE AND TARGET DATES | PERSON RESPONSIBLE | BUDGETED EXPENDITURES | FUNDING SOURCE | |
| | | | | | 2018-19 TITLE I | 2018-19 SITE-LCFF |
| 1 | College/Career Events: Maintain a focus on a college-going culture in all grades K-12, and expose students to various college and career options/pathways. | Ongoing 18-19 | Admin, AVID Coordinator | Busses. Career Fair, Colleges Trips, and Guest Speakers | 9,500. | |
| 2 | Student Mentoring: Implement student mentoring programs to support college/career readiness goals and District Goals 1C, 2A, 2B, and 2C. | Ongoing 18-19 | Admin, AVID Coordinator, Counselor | | | |
| 2a | CCGI Presentations/Lessons | Ongoing 18-19 | Admin, Counselor, Teachers | | | |
| 3 | <i>(Secondary Focus)</i> College/Career Ready Students and a-g Focus: Maintain a goal for all students to complete a-g subject requirements (courses required for minimum eligibility to enroll in a four year university). Students will be placed in appropriate courses based on their needs/abilities and will be provided open access to honors and AP courses. | 18-19 | Admin, Counselor. Teachers | | | |
| 4 | <i>(Secondary Focus)</i> Course Rigor and Advanced Placement (AP) Ensure equitable and open access to Advanced Placement courses, including the consideration of AP Potential for course placement. Identify and schedule the type of AP courses to best meet needs and abilities of students and place them in the master schedule. | Ongoing 18-19 | District, Admin, Counselor | | | |
| 4a | ALP Classes in 7th and 8th grade Science and History | Ongoing 18-19 | OCDE, District, Admin, Counselor, Science | Training and implementation of | 5,000. | |

| SCHOOL GOAL 3A: COLLEGE/CAREER READINESS | | District-wide data that are predictive of success after high school will improve annually. | | | | |
|---|---|--|--|---|--------------------|----------------------|
| # | ACTION STEPS | TIMELINE AND TARGET DATES | PERSON RESPONSIBLE | BUDGETED EXPENDITURES | FUNDING SOURCE | |
| | | | | | 2018-19 TITLE I | 2018-19 SITE-LCFF |
| | | | and History Teachers | GATE/Pre-AP 7th and 8th grade Science and 7th and 8th grade History Classes | | |
| 5 | <i>(Secondary Focus)</i> College Entrance and Readiness: Facilitate preparation for college entrance exams, including availability for students to take the PSAT in 10th and 11th grade. Offer SAT Preparation courses to all 11th grade students (at a reduced rate) and promote free online SAT preparation. | 18-19 | Admin, Counselor, AVID Coordinator, Classroom Teachers | PSAT | 5,000. | |
| TOTAL BUDGET PLANNING | | | | | 19,500 | |

| SCHOOL GOAL 3B: COLLEGE/CAREER SUCCESS | | College and career entrance and completion rates will improve annually. | | | | |
|---|--|---|--|--------------------------|--------------------|----------------------|
| # | ACTION STEPS | TIMELINE AND TARGET DATES | PERSON RESPONSIBLE | BUDGETED EXPENDITURES | FUNDING SOURCE | |
| | | | | | 2018-19 TITLE I | 2018-19 SITE-LCFF |
| 1 | Student Tracker: Use the Student Tracker for High Schools service through the National Student Clearinghouse to monitor our graduates. | 18-19 | District Office, Admin | | | |
| 2 | College Career Pathways/Options: Provide opportunities for student to be exposed to various college and career options. Making connections for students through hands-on learning and real world application. Continue to build and develop college/university partnerships and programs to support college readiness and college-going culture. | Ongoing 18-19 | CTE/ROP Director, Admin, Counselor, Teachers | | | |

| SCHOOL GOAL 3B: COLLEGE/CAREER SUCCESS | | College and career entrance and completion rates will improve annually. | | | | |
|---|---|---|--------------------|------------------------------|--------------------|----------------------|
| # | ACTION STEPS | TIMELINE AND TARGET DATES | PERSON RESPONSIBLE | BUDGETED EXPENDITURES | FUNDING SOURCE | |
| | | | | | 2018-19 TITLE I | 2018-19 SITE-LCFF |
| 3 | Alumni Engagement: Provide opportunities for alumni engagement and alumni outreach. | | | | | |
| | | | | TOTAL BUDGET PLANNING | | |

Summary of Expenditures

| SCHOOL GOAL 1A | |
|----------------|-------------------|
| TITLE I | 150,326.22 |
| SITE-LCFF | 106,497 |
| Total | 256,823.22 |

| SCHOOL GOAL 1B | |
|----------------|--------------|
| TITLE I | 7,800 |
| SITE-LCFF | |
| Total | 7,800 |

| SCHOOL GOAL 1C | |
|----------------|---------------|
| TITLE I | 74,728 |
| SITE-LCFF | 20,992 |
| Total | 95,720 |

| SCHOOL GOAL 2A | |
|----------------|---------------|
| TITLE I | 5,500 |
| SITE-LCFF | 5,000 |
| Total | 10,500 |

| SCHOOL GOAL 2B | |
|----------------|---------------|
| TITLE I | |
| SITE-LCFF | 15,500 |
| Total | 15,500 |

| SCHOOL GOAL 2C | |
|----------------|---------------|
| TITLE I | 4,470 |
| SITE-LCFF | 37,000 |
| Total | 41,470 |

| SCHOOL GOAL 3A | |
|----------------|---------------|
| TITLE I | 19,500 |
| SITE-LCFF | |
| Total | 19,500 |

| SCHOOL GOAL 3B | |
|----------------|--|
| TITLE I | |
| SITE-LCFF | |
| Total | |

| Total Allocation | |
|------------------|--|
| TITLE I | 262324.22 Includes Extended Day Allocation of \$38669 |
| SITE-LCFF | 184,989 |

| Total Expenditures | |
|--------------------|------------|
| TITLE I | 262,324.22 |
| SITE-LCFF | 184,989 |

| Balance | |
|-----------|---|
| TITLE I | 0 |
| SITE-LCFF | 0 |



Stephen R. Fitz Intermediate School -
NA

School Parental Involvement Policy: 2018-19

Involvement of Parents in the Title I Program & Building Capacity for Involvement

Our school engages parents in meaningful interactions with the school. It supports a partnership among staff, parents, and the community to improve student academic achievement. The state identified twelve requirements, which have been organized into six categories based on the framework of six types of parental involvement: parenting, communicating, volunteering, learning at home, decision making, and collaborating with the community. To help reach these goals, and involve parents in the Title I program at our school, the following practices have been established:

PARENTING: Help all families establish home environments to support children as students.

- 1. Our school convenes an annual meeting to inform parents of Title I students about Title I requirements and about the right of parents to be involved in the Title I program. Our school provides parents of Title I students with timely information about Title I programs.**
- 2. Our school offers a flexible number of meetings for Title I parents, such as meetings in the morning or evening, including multiple opportunities for parent education programs.**

The school provides parents with information about the school's participation in and the requirements of programs such as, Title I, English Learners (EL), Special Education, Gifted and Talented Education, and the LEA plan. The school organizes opportunities for parents to be involved throughout the school year. Information regarding the school's programs and their rights to be involved will be distributed to parents at the beginning of the school year. The school will schedule ongoing parent meetings to disseminate information regarding Title I and other school programs.

The schedule of parent meetings and parent education opportunities are disseminated to parent through electronic messaging, school website, newsletters and School Messenger.

A calendar of parent meetings and events is distributed to families. A copy is available on the school website.

COMMUNICATING: Design effective forms of school-to-home and home-to-school communications about school programs and children's progress.

- 3. Our school distributes information related to school and parent programs, meetings, and other activities to Title I parents in a format and language that the parents understand.**
- 4. ACCESSIBILITY: The school provides opportunities for the participation of all Title I parents, including parents with limited English proficiency, parents with disabilities, and parents of migratory students. Information and school reports are provided in a format and language that parents understand.**
- 5. Our school has developed a written Title I parental involvement policy with input from Title I parents. It has distributed the policy to parents of Title I students. The**

policy describes the means for carrying out Title I parental involvement requirements [20 USC 6318 Section 1118(a)-(f) inclusive].

Parents, including parents with limited English proficiency, parents with disabilities, and parents of migratory students, identify their home language and preferred correspondence language during school registration. For language needs exceeding 15% of the school population, information will be made available in those languages. All notices, flyers, newsletters, etc., are translated by either school staff or the translators at the ARC. School community liaisons are available to provide interpretation for parent meetings, parent conferences, and other activities at the school site.

The school developed the policy with parent input gathered through surveys, parent meetings, SSC meetings, ELAC meetings.
The school distributes the policy via the website, back-to-school night, and parent information packets. The policy is also available in the school office.

VOLUNTEERING: Recruit and organize parent help and support.

6. Our school provides support for parental involvement activities requested by Title I parents.

7. With the assistance of Title I parents, the school educates staff members about the value of parent contributions, and in how to work with parents as equal partners.

Parents will be provided with information on how to become involved in school or district parent governance committees, parent organizations, parent education groups, or other parent volunteer opportunities.

The annual survey provides parents an opportunity to provide input into parent involvement needs. These results from the survey are shared with staff and parents, which help to guide the action planning process for the school site.

Through staff meetings and professional development opportunities, teachers and other staff are educated about the value of parent contributions and how to work with parents as equal partners.

Staff are to facilitate parent education programs, such as 10 Educational Commandments, 40 Developmental Assets, and PESA.

Parents are invited to participate in special programs such as Positive Behavior Interventions and Supports.

LEARNING AT HOME: Provide information and ideas to families about how to help students at home with homework and other curriculum-related activities, decisions, and planning.

8. Our school provides parents of Title I students with an explanation of the curriculum used at the school, the assessments used to measure student progress, and the proficiency levels students are expected to meet.

9. Our school provides Title I parents with assistance in understanding the State's academic content standards, assessments, and how to monitor and improve the achievement of their children. Our school provides parents with materials and training to help them work with their children to improve their children's achievement.

Teachers explain the curriculum and assessments used to measure student progress at Back-To-School Night and parent-teacher conferences. The principal will share additional information with parents during other parent meetings.

Parent nights to explain Academic Standards and Assessment.

Parent education opportunities, such as 10 Educational Commandments, 40 Developmental Assets, and PESA.

Other parent meetings, such as Coffee with the Principal.

DECISION MAKING: Include parents in school decisions, developing parent leaders and representatives.

- 10. If requested by parents of Title I students, the school provides opportunities for regular meetings that allow the parents to participate in decisions relating to the education of their children.**
- 11. Our school involves parents of Title I students in an organized, ongoing, and timely way, in the planning, review, and improvement of the school's Title I programs and the Title I parental involvement policy.**

The review of the School Parental Involvement Policy is included as part of the annual review of the School Plan for Student Achievement (SPSA). The policy is updated periodically to meet changing needs of parents and the school. The school has a process in place for involving parents in planning and designing the school's programs, the school may use that process if it includes adequate representation of parents of Title I children [20 USC 6318 Section 1118(c)(3)]. The district provides a timeline for requirements related to Title I, parent involvement, SSC and ELAC topics to be discussed, as well as the process of reviewing and developing the SPSA, including this parental involvement policy.

The school invites parents to participate on the School Site Council, ELAC, and other parent committees. Parents are also involved in the development of the school plan and are given an opportunity to provide feedback into school actions through meetings and the annual parent survey.

COLLABORATING WITH THE COMMUNITY: Identify and integrate resources and services from the community to strengthen school programs, family practices, and student learning and development.

- 12. Our school coordinates and integrates the Title I parental involvement program with other programs, and conducts other activities, such as parent resource centers, to encourage and support parents in more fully participating in the education of their children.**

The District's Parent and Community Outreach Department provides guidance, support, and training to parents, teachers, administrators, and support staff. The activities of the Parent and Community Outreach include:

- Providing professional development opportunities in parent education programs
- Serving as a link to parent and community resources
- Developing and encouraging high-quality parent programs and parental involvement opportunities at school sites
- Coordinating parent education and community outreach meetings

Our school has designated staff and/or school-community liaisons that provide outreach to families, serve as a resources for parents, and collaborate with the community to support parents and families. The district and school have partnerships with community agencies to offer afterschool programs, counseling and mental health services, health and safety programs, and tutoring programs that serve to support student learning and development.

SCHOOL-PARENT COMPACT

Our school distributes to parents of Title I students a school-parent compact. The compact, which has been jointly developed with parents, outlines how parents, the entire school staff, and students will share the responsibility for improved student academic achievement. It describes specific ways the school and families will partner to help children achieve the State's high academic standards. It addresses the following legally required items, as well as other items suggested by parents of Title I students.

- **The school's responsibility to provide high-quality curriculum and instruction**
- **The ways parents will be responsible for supporting their children's learning**
- **The importance of ongoing communication between parents and teachers through, at a minimum, annual parent-teacher conferences; frequent reports on student progress; access to staff; opportunities for parents to volunteer and participate in their child's class; and opportunities to observe classroom activities**

[Upload a copy of the compact to DTS.]

**SECTION C: FUNDING FOR TITLE I
SSC APPROVAL IS NOT REQUIRED
DISTRICT LEVEL FUNDING**

| TITLE I | DIRECT CATEGORICAL SUPPORT SERVICES - DESCRIPTION OF SERVICES TO BE PROVIDED – APPROVAL NOT REQUIRED |
|---------|--|
| | <p>Teachers on Special Assignment (TOSAs) provide staff development opportunities and guidance in areas related to the School Action Plan. Staff development on research-based instructional strategies include:</p> <ul style="list-style-type: none"> • Literacy development across the curriculum • Instructional strategies in mathematics • Language acquisition for English learners • Content area strategies • Intensive intervention • Scholarly habits and motivation |
| | <p>Parent and Community Outreach works as a division of the Office of K-12 Educational Services to provide guidance, support, and training to parents, teachers, administrators, and support staff. The activities of the Parent and Community Outreach include:</p> <ul style="list-style-type: none"> • Providing professional development opportunities in parent education programs • Serving as a link to parent and community resources • Developing and encouraging high-quality parent programs and parental involvement opportunities at school sites • Coordinating parent education and community outreach meetings |
| | Supplemental transportation to after-school program for at-risk students. |
| | Tutors are provided for the Advancement Via Individual Determination (AVID) program in grades 7-12. |

| TITLE I | INDIRECT SUPPORT FROM CATEGORICAL CENTRALIZED SERVICES - DESCRIPTION OF SERVICES TO BE PROVIDED- APPROVAL NOT REQUIRED |
|---------|--|
| | <p>Centralized services include the coordination of overall state and federally funded programs, articulation between schools, district, county, and assistance in the following:</p> <ul style="list-style-type: none"> • Developing and monitoring the school budget and preparing financial reports; • Monitoring the implementation of state and federally funded programs; • Training and guiding of School Site Councils (SSC) and school staffs in the development and writing of the school plan; • Coordinating staff development in areas of emphasis and serving as a resource in additional areas. • Indirect costs at state approved rate, other centralized services costs such as printing, maintenance, other services. |
| | <p>Evaluation services are provided for the collection of test data and the completion of evaluation reports for local schools, district, and state. Other services can include training for school site councils and school staffs in the areas of research design, tests, measurements, and evaluation techniques. In addition, guidelines and assistance are provided to the schools to meet the District’s evaluation requirements. Evaluation summaries are presented to the Board of Education and are available at each school.</p> |

SECTION C: OVERVIEW OF CATEGORICAL SERVICES

DIRECT SERVICES (K-12)

- Teachers on Special Assignment (TOSAs) provide guidance in (1) The planning process, (2) The review process, and (3) Writing the needs assessment. They meet with the Leadership Team, staff, and School Site Council to assist in analysis of the school program and determination of needs. TOSAs assist each school with staff development. This assistance may include helping determine what sessions are needed, finding resources to provide in-services, and/or conducting in-service sessions such as co-planning and co-teaching. Staff development may be scheduled after school, as a release day at the local school, or at the district office with other schools. Staff development topics include: implementation of standards-based instructional strategies, literacy development across the curriculum, mathematics, language acquisition for English Learners, other content area strategies, Systematic English Language Development (ELD), Constructing Meaning, training, and other supplemental Specially Designed Academic Instruction in English (SDAIE).
- School Testing Assistants work with school personnel to schedule and perform student skills testing at schools.
- Parent and Community Outreach works as a division of the Office of K-12 Educational Services to provide guidance, support, and training to teachers, administrators, and support staff. The activities of the Parent and Community Outreach include (1) Providing professional development opportunities in parent education programs, (2) Serving as a link to parent and community resources, (3) Developing and encouraging high-quality parent programs and parental involvement opportunities at school sites, and (4) Coordinating parent education and community outreach meetings.
- Tutors are provided for the Advancement Via Individual Determination (AVID) program in grades 7-12 and other self-regulatory programs.
- The Boys & Girls Clubs of Garden Grove provides after school programs (ASES and ASSETs) and Mc-Kinney-Vento services.
- Title I funds are utilized to support the 10th and 11th grade administration of the PSAT. SAT preparation classes are offered to all high school juniors at a reduced rate.
- Intervention teachers and supplementary intervention curriculum materials have been funded to support students who are most at-risk. These teachers and materials have been funded to provide additional intensive supports and effective interventions to help all students meet the state academic standards. Funds will also be used for the development and implementation of Alternative Programs to increase opportunities for students in meeting academic standards and high school graduation requirements.

INDIRECT SERVICES (K-12)

- The Departments of K-6 and 7-12 Instruction and K-12 Educational Services coordinate centralized and district resources to assist each school in meeting project requirements and providing quality programs.
- The Office of K-12 Educational Services provides information regarding budget categories, legal expenditures, and compliance.
- The Assessment and Registration Center (ARC) assists principals and individual teachers in providing assessments, translation, personnel, materials, and staff development to meet the needs of English Learners.
- Counselor on Special Assignment (COSA) provides guidance for counselors, supplemental counselors, and administrators regarding placement, A-G and graduation requirements. COSA organizes and plans implementation of various programs related to college readiness, such as PSAT/SAT prep classes, AP, and scholarships. COSA also plans and implements support services for at-risk students, such as credit recovery, summer school, and academic review.
- The Department of Evaluation and Research assists schools in evaluating their ongoing programs as well as assisting with appropriate testing and year-end evaluation procedures.

GENERAL FUNDED DISTRICT SERVICES FOR STUDENTS (K-12)

- All English Learners receive an English language development program designed to meet their instructional needs.
- Upon request of the school, a district worker from the Office of Student Services makes home calls as needed regarding health, attendance, etc.
- The vocal music teacher provides music experiences to students in grades 1-6.
- Instrumental music instruction is offered to students in grades 4-6.
- Students are screened for health problems and referred to appropriate services as necessary. At the elementary level, a district health assistant provides health services for 3 hours per day.
- At the elementary level, parent conferences are regularly scheduled to inform parents of student progress and to aid them in assisting their children at home, and at the secondary level conferences are scheduled as needed to inform parents of student progress towards graduation.
- The Speech and Language pathologist screens students referred by the teacher and/or Student Study Team. The pathologist consults with the teacher regarding the speech and language needs of students.
- Following Student Study Team meetings and referral for assessment, a school psychologist coordinates assessment for students and makes appropriate recommendations to an IEP team.
- Students who qualify for special education may receive instruction and/or designated services following the recommendation of an IEP team.
- The Office of Special Education coordinates services of the speech and language pathologists, school psychologists, adapted physical educational teachers, and other appropriate services in identifying and providing services for individuals with exceptional needs.
- Gifted and Talented Education assists principals and individual teachers in identifying and providing for the needs of gifted and talented students.
- Other district services (i.e. music, art, libraries) supplement the school site's base program as appropriate to the school's needs and plans.

SECTION D: PROGRAMS INCLUDED IN THE SCHOOL PLAN

Directions: Check the box for each state and federal categorical program in which the school participates.

| SITE LEVEL SERVICES | | CENTRALIZED SERVICES | | | |
|---|--|--|---------------------------|---|---|
| STATE FUNDED PROGRAMS | Site – Local Control Funding Formula (LCFF) <u>Purpose:</u> Support high need students, low Income, English Learners, foster and homeless youth. | \$- | FEDERALLY FUNDED PROGRAMS | Title II, Part A: Teacher and Principal Training and Recruiting <u>Purpose:</u> Improve and increase the number of highly qualified teachers and principals. | X |
| | After School Education and Safety Grant (ASES) <u>Purpose:</u> Provides safe, constructive, and educationally enriching programs for students during non-school hours. | \$149,999 | | Title III, Part A: Language Instruction for Limited-English-Proficient (LEP) Students <u>Purpose:</u> Supplement language instruction to help limited-English-proficient (LEP) students attain English proficiency and meet academic performance standards. | X |
| 21st Century After School Safety and Enrichment for Teens (ASSETS) OR CLCC <u>Purpose:</u> Provides academic enrichment opportunities and supportive services in before or after school programs. | \$ | Title III, Part A: Immigrant Students <u>Purpose:</u> Supplement instructional programs and services to help immigrant students meet grade level and graduation standards. | | X | |
| FEDERALLY FUNDED PROGRAMS | Title I, Part A: Schoolwide Program (SWP) <u>Purpose:</u> Upgrades the entire educational program of eligible schools in high poverty areas. | \$ | | | |
| | Title I, Part A: Targeted Assistance Program (TAS) <u>Purpose:</u> Helps educationally disadvantaged students in eligible schools achieve grade level proficiency. | \$ | | | |
| | Title I, Part A: Program Improvement (PI) <u>Purpose:</u> Assist Title I schools that have failed to meet targets for one or more identified student groups. | \$140,856 | | | |
| | | | | | |

SECTION D: 2018-2019 CAPITAL OUTLAY AND EQUIPMENT

Stephen R. Fitz Intermediate School - NA

| State Object Expenditure (4400 or 6400 or 6200 WAN) (A) | Description of item expenditure (B) | Funding Source (Title I) (C) | Justification in terms of student or program need. State Action Step used to support purchase. (refer to your action steps) | | Quantity (E) | Total Cost (F) |
|---|---|--|---|----------------------|------------------------|--------------------------|
| | | | (D) | | | |
| | | | Goal Area | Action Step Category | | |
| 6400 | Gizmos | Title I | 1C | 2B | 1 Site License | 2,000. |
| 6400 | Charging Carts | Title I | 1C | 2C | 3 | 10,000. |
| 6400 | Go Guardian | Title I | 1C | 2F | 1 Site License | 2,500. |

SECTION D: CATEGORICAL PERSONNEL

| Title of Position (Currently in place) | % FTE | # of Positions budgeted* | Funding Source | | Justification for categorical positions |
|---|--------------|-------------------------------------|-----------------------|------------|--|
| IA-B TITLE 1 | 18.75% | 1 | XTitle I | Site LCFF | 1a: 5 |
| HEALTH ASSIST | 35.0% | 1 | Title I | Site LCFF | 1a: 7a |
| TECH ASSIST I | 43.75% | 1 | XTitle I | Site LCFF | 1c: 2e |
| SCH TESTING AST | 19.69% | 1 | Title I | Site LCFF | 1a: 6a |
| IA-B --LCFF | 18.75% | 2 | Title I | XSite LCFF | 1a: 5 |
| Community Liaisons | 37.5% | 2 | Title I | XSite LCFF | 1a; 5 |
| IA -B LCFF | 43.75% | 2 | Title I | XSite LCFF | 1a: 5a |
| teacher | 33% | 2 | Title I | XSite LCFF | 1A (5) |
| teacher | 17% | 2 | Title I | XSite LCFF | 1A (5) |
| | | | Title I | Site LCFF | |

| Title of Position (Possible requests) | % FTE | # of Positions budgeted* | Funding Source | | Justification for Title I funded positions |
|--|--------------|-------------------------------------|-----------------------|-----------|---|
| | | | Title I | Site LCFF | |
| | | | Title I | Site LCFF | |
| | | | Title I | Site LCFF | |
| | | | Title I | Site LCFF | |
| | | | Title I | Site LCFF | |

*The type and number of categorical positions will change according to needs and budget. This figure reflects what will be in place for the current school year. Adjustments will be made to these figures as needs arise.

SCHOOL COMMITTEES

School Site Council and Advisory Committee documentation are due by May 31, 2018.

Please submit the School Plan for Student Achievement information to DTS with SSC/ELAC/ meeting minutes to document committee requirements including:

- SSC: Voting process and results, SPSA approval, review of roles and responsibilities.

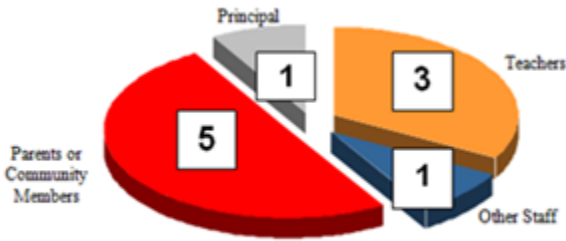
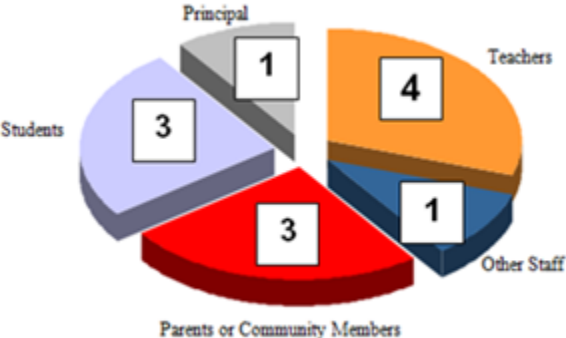
Please note: Evidence including all nomination ballots, voting ballots, and tally sheets must be retained at school site for 3 years.

Stephen R. Fitz Intermediate School - NA

SECTION E: ESTABLISHMENT OF THE SCHOOL SITE COUNCIL (SSC)

***RECORDS MUST BE RETAINED FOR 3 YEARS**

At elementary schools, the council must be constituted to ensure parity between (a) the principal, classroom teachers and other school personnel and (b) parents of pupils attending the school or other community members. Classroom teachers must comprise a majority of persons represented under section (a). At secondary schools there must, in addition, be equal numbers of students and parents or other community members selected by parents. Teachers, other school personnel, parents and (at secondary schools) students select representatives to the council (Education Code 52012). The Council must have at least 10 members at elementary sites and 12 members at secondary sites.

| <p>Composition of an Elementary School Site Council</p>  <table border="1"><thead><tr><th>Category</th><th>Count</th></tr></thead><tbody><tr><td>Parents or Community Members</td><td>5</td></tr><tr><td>Principal</td><td>1</td></tr><tr><td>Teachers</td><td>3</td></tr><tr><td>Other Staff</td><td>1</td></tr></tbody></table> <p>Composition of a Secondary School Site Council</p>  <table border="1"><thead><tr><th>Category</th><th>Count</th></tr></thead><tbody><tr><td>Students</td><td>3</td></tr><tr><td>Principal</td><td>1</td></tr><tr><td>Teachers</td><td>4</td></tr><tr><td>Other Staff</td><td>1</td></tr><tr><td>Parents or Community Members</td><td>3</td></tr></tbody></table> | Category | Count | Parents or Community Members | 5 | Principal | 1 | Teachers | 3 | Other Staff | 1 | Category | Count | Students | 3 | Principal | 1 | Teachers | 4 | Other Staff | 1 | Parents or Community Members | 3 | <p>Describe each of the following steps in the establishment of the school site council (Education Code Section 52012). Note that replacement of school site council members must be through peer selection, not appointment, unless the replacement is for the remainder of the school year.</p> <p>a. Peer selection process: The council shall be composed of the principal and representatives of teachers selected by the school, other school personnel selected by other personnel at the school, parents of pupils attending the school selected by such parents, and in the secondary school, pupils selected by pupils attending the school. The peer selection process may include:</p> <ol style="list-style-type: none">1. <u>Ballot By Mail:</u> In a letter, we include a form for self-nomination. After all the nominations have been received, a ballot is sent home with all students for parents to vote. Parents from last year's SSC handle this process and count the ballots.2. <u>Back To School Night Election:</u> In the letter, we include a form for self-nomination. After all the nominations have been received, parents and school personnel are informed that the election will be held prior to Back To School Night, stating the date and time. Ballots are prepared and a voting station set up for parents and guardians to vote. Parents from last year's SSC count the ballots. <p>b. Members' terms of office: Members will serve one- or two-year terms.</p> <p>c. Procedure for replacing a member:</p> <p>The procedure for replacing a member shall be pre-determined. Recommended procedures include:</p> <ol style="list-style-type: none">1. Mid-year elections may be held.2. Members are replaced using a peer selection process.3. Volunteers may be asked to complete the year, a replacement will be appointed, and elections will be held in October of the following school year. |
|---|----------|-------|------------------------------|---|-----------|---|----------|---|-------------|---|----------|-------|----------|---|-----------|---|----------|---|-------------|---|------------------------------|---|--|
| Category | Count | | | | | | | | | | | | | | | | | | | | | | |
| Parents or Community Members | 5 | | | | | | | | | | | | | | | | | | | | | | |
| Principal | 1 | | | | | | | | | | | | | | | | | | | | | | |
| Teachers | 3 | | | | | | | | | | | | | | | | | | | | | | |
| Other Staff | 1 | | | | | | | | | | | | | | | | | | | | | | |
| Category | Count | | | | | | | | | | | | | | | | | | | | | | |
| Students | 3 | | | | | | | | | | | | | | | | | | | | | | |
| Principal | 1 | | | | | | | | | | | | | | | | | | | | | | |
| Teachers | 4 | | | | | | | | | | | | | | | | | | | | | | |
| Other Staff | 1 | | | | | | | | | | | | | | | | | | | | | | |
| Parents or Community Members | 3 | | | | | | | | | | | | | | | | | | | | | | |

Stephen R. Fitz Intermediate School - NA
SECTION E: SCHOOL SITE COUNCIL (SSC) ROSTER

Education Code Section 64001 requires that this plan be reviewed and updated at least annually, including proposed expenditures of funds allocated to the school through the Consolidated Application, by the school site council. The current make-up of the council is as follows:

MINIMUM SECONDARY COMPOSITION

| STAFF MEMBERS (6) | |
|--------------------------|--------------------|
| | Principal |
| 1. | |
| | Teachers |
| 2. | Ellen Febonio |
| 3. | Justin Diishong |
| 4. | Diana Roman |
| 5. | Roy Couch |
| | Other Staff |
| 6. | Erika Cardenas |

| NON-STAFF MEMBERS (6) | |
|------------------------------|-----------------------------------|
| | Parents/ Community Members |
| 1. | Brenda Mena |
| 2. | Gabriel Mora |
| 3. | Beatriz Medina |
| | Students |
| 4. | Chelsea Monjardin |
| 5. | Heidi Mora |
| 6. | Veronica Nava |

NOMINATION PROCESS: CHECK ONE

| GROUPS | HOW WERE NOMINATIONS MADE? | DATE |
|-----------------------|---|-------------|
| 1. Teachers | XNomination Ballot or Verbal at meeting | 9/06/17 |
| 2. Other Staff | XNomination Ballot or Verbal at meeting | 9/06/17 |
| 3. Parents | XNomination Ballot or Verbal at meeting | 9/06/17 |

VOTING PROCESS: CHECK ONE

| GROUPS | HOW DID VOTING OCCUR? | DATE |
|-----------------------|---|-------------|
| 1. Teachers | X Voting ballot Ballot or Hand Vote and Tally | 9/20/17 |
| 2. Other Staff | X Voting ballot Ballot or Hand Vote and Tally | 9/20/17 |
| 3. Parents | X Voting ballot Ballot or Hand Vote and Tally | 9/21/17 |

Note: If nominations are completed verbally, remember to invite all members (e.g., via School Messenger or opening letter) and include your voting process in meeting minutes.

SCHOOL COMMITTEES

School Site Council and Advisory Committee documentation are due by May 31, 2018.

Please submit the School Plan for Student Achievement information/to DTS with SSC/ELAC meeting minutes to document committee requirements including:

- ELAC: Membership process, membership voted in (no ballots required), selection of DELAC representative and review of roles and responsibilities

Please note: Evidence including all nomination ballots, voting ballots, and tally sheets must be retained at school site for 3 years.

Stephen R. Fitz Intermediate School - NA

SECTION E: ESTABLISHMENT OF THE ENGLISH LEARNER ADVISORY COMMITTEE (ELAC)

***RECORDS MUST BE RETAINED FOR 3 YEARS**

Each school with 21 or more English learners (EL) in attendance, regardless of language, must form a functioning English Learner Advisory Committee (ELAC) or subcommittee of an existing advisory committee. Education Code (EC) 62002.5 establishes the regulations that govern the ELAC.

| Composition of English Learner Advisory Committee | Describe each of the following steps in the establishment of the English Learner Advisory Committee (Education Code Section 62002.5). |
|---|---|
| <p>COMPOSITION REQUIREMENTS</p> <p>The percentage of parents of English learners on the committee must be the same or greater than the percentage of English learners at the school. There is no guidance that dictates the size of the committee, but should be of adequate size to fairly represent the population of English learners attending the school.</p> | <p>a. Voting Process by parents of English learners: An election is held in which all parents of English learners have an opportunity to vote and in which the parents or guardians of English learners elect the members of the committee. The peer selection process may include:</p> <ol style="list-style-type: none">1. Ballot By Mail: In the letter, we include a form for self-nomination. After all the nominations have been received, a ballot is sent home with each English learner for parents to vote. Parents from last year's ELAC handle this process and count the ballots.2. Voice Vote: In the letter, we encourage all parents and school personnel to attend a meeting where information about ELAC will be provided and elections will be held at the school site. At this meeting, nominations are taken from the floor for ELAC membership and would be elected at that time by voice vote of parents and guardians of English learners. The required percentage of parents of English learners depends on the number of English learners at your school.3. Back To School Night Election: In the letter, we include a form for self-nomination. After all the nominations have been received, parents and school personnel are informed that the election will be held prior to Back To School Night, stating the date and time. Ballots are prepared and a voting station set up for parents and guardians of English learners to vote. Parents from last year's ELAC count the ballots. <p>b. Members' terms of office: Members will serve one- or two-year terms.</p> <p>c. Procedure for replacing a member:</p> <p>The procedure for replacing a member shall be pre-determined. Recommended procedures include:</p> <ol style="list-style-type: none">1. Mid-year elections may be held.2. Members are replaced using a peer selection process.3. Volunteers may be asked to complete the year, a replacement will be appointed, and elections will be held in October of the following school year. |

Stephen R. Fitz Intermediate School - NA
SECTION E: ENGLISH LEARNER ADVISORY COMMITTEE (ELAC) ROSTER

A school with 21 or more English Learners must have a functioning English Learner Advisory Committee (ELAC). The percentage of parents of English Learners serving on ELAC should be at least equal to or larger than the percentage of English Learners in the school. The principal will serve as an ex-officio, non-voting member.

| STAFF AND PARENTS OF FEP/EO STUDENTS* | |
|---------------------------------------|-----------------|
| 1. | Feather Hocking |
| 2. | Linda Ramos |
| 3. | James Dinh |
| 4. | Diana Roman |
| 5. | Deborah Velekei |
| 6. | Roy Couch |
| 7. | |
| 8. | |
| 9. | |
| 10. | |

| NAME OF PARENTS AND NAME OF THEIR EL STUDENT | | |
|--|--------------------|--|
| 1. | Asminda Carabajal | |
| 2. | Maria Delgado | |
| 3. | Loren Toquiantzi | |
| 4. | Flor Araiza | |
| 5. | Maria Guidino | |
| 6. | Delia Zuno | |
| 7. | Rosario Garcia | |
| 8. | Saira Chavez | |
| 9. | Alicia Chavez | |
| 10. | Gabriela Hernandez | |

There is no guidance to dictate the size of the committee. Recommended minimum size: 5 parents of ELs

| # of Parents of English Learners on ELAC | ÷ | Total # of ELAC members | = | % of Parents of ELs serving on ELAC | ≥ | % of EL students at the school |
|--|---|-------------------------|---|-------------------------------------|---|--------------------------------|
| 10 | ÷ | 13 | = | 77% | ≥ | 51% |

* Membership of teachers, other staff, and parents of FEP/EO is not required and not excluded. Any interested person may be nominated for ELAC, but must be voted onto the committee by parents of English Learners.

| DELAC REPRESENTATIVE (Must be parent of an English Learner) |
|--|
| Loren Toquiantzi |

| WHAT DATE WAS TRAINING PROVIDED TO ELAC MEMBERS ON ELAC RESPONSIBILITIES? INCLUDE MINUTES. |
|--|
| 10/3/18 |

| HOW WERE NOMINATIONS MADE? | DATE | HOW DID VOTING OCCUR? | DATE |
|--|---------|---|---------|
| Check One: XNomination Ballot or XVerbal at Meeting | 9/20/18 | Check One: Voting Ballot or XHand Vote & Tally | 9/20/18 |

SECTION F: PLAN APPROVAL PAGE

The school site council (SSC) recommends this school plan and Proposed Expenditure(s) to the district governing board for approval and assures the board of the following:

1. The school site council is correctly constituted and was formed in accordance with district governing board policy and state law.
2. The school district assures “that school site councils have developed and approved a plan, to be known as the School Plan for Student Achievement, for schools participating in programs funded through the consolidated application process, and any other school program they choose to include.”
3. School plans must be developed “with review, certification, and advice of any applicable school advisory committees.” The school site council sought and considered all recommendations from the following groups or committees before adopting this plan (Check all those that apply):
 - X English Learner Advisory Committee
 - Community Advisory Committee (CAC) for Special Education Programs
 - X Gifted and Talented Education Program Advisory Committee
 - Other School Leadership Team: e.g., School Safety Planning Committee, District/School Leadership Team (DSLTT)
4. Any plans required by programs funded through the consolidated application must be consolidated into a School Plan.
5. The content of the plan must be aligned with school goals for improving student achievement.
6. The school site council reviewed the content requirements for school plans of programs in this School Plan for Student Achievement and believes all such content requirements have been met, including those found in district governing board policies and in the LEA Plan.
7. The plan must address how Consolidation Application funds will be used to improve the academic performance of all pupils to the level of the performance goals.
8. The plan must be “reviewed annually and updated, including proposed expenditures of funds allocated to the school through the consolidated application, by the school site council.”
9. This school plan is based upon a thorough analysis of student academic performance. The actions proposed herein form a sound, comprehensive, coordinated plan to reach stated goals to improve student academic achievement. School goals must be based upon “an analysis of assessment data and the English Language Development test, and may include any data voluntarily developed by districts to measure pupil achievement.”
10. The school site council reviewed its responsibilities under state law and district governing board policies, including those board policies relating to material changes in the school plan requiring board approval.

This school plan was adopted by the school site council at a public meeting on: May 30 , 2019










Attested:


Please keep documents with original signatures at school site.

| POSITION | TYPED NAME | SIGNATURE | DATE |
|-----------|-------------------|-----------|---------|
| President | Ellen Febonio | | 5/16/18 |
| Principal | Mischelle Repsher | | 5/16/18 |

SECTION F: PLAN APPROVAL SIGNATURES OF OTHER SSC MEMBERS

Attested:

| POSITION | TYPED NAME | SIGNATURE | DATE |
|------------|-------------------|---|---------|
| Teacher | Justin Dishong |  | 5/16/18 |
| Teacher | Diana Roman |  | 5/16/18 |
| Teacher | Roy Couch |  | 5/16/18 |
| Parent | Brenda Mena |  | 5/16/18 |
| Teacher | Ellen Febonio |  | 5/16/18 |
| Parent | Gabriel Mora |  | 5/16/18 |
| Student | Heidi Mora |  | 5/16/18 |
| Student | Chelsea Monjardin |  | 5/16/18 |
| Student | Veronica Nava | | 5/16/18 |
| Classified | Linda Ramos |  | 5/16/18 |

| | | | |
|-----------|-------------------|---|---------|
| Principal | Mischelle Repsher |  | 5/16/18 |
|-----------|-------------------|---|---------|

SECTION F: RECOMMENDATIONS AND ASSURANCES

The signatures below verify that the respective chairpersons, classified person, and administrator have accepted the responsibility for the following assurances:

- Councils/Committees have been formed in accordance with the procedures established by the programs.
- A list of members of each school-level council/committee is available at the school.
- Members of the ELAC, the teachers, and the classified persons at the school have had the opportunity to be involved in planning, implementing, and evaluating the programs.
- The SSC has developed the plan and approved the budget.
- Councils/Committees have been informed that the intent of supplemental funds is to improve academic achievement for students.
- The School-Parent Compact and School Parent Involvement Policy have been developed.
- The SSC concurs that the district may apply for any waivers necessary to implement appropriate supplemental programs to support the district's goals using categorical funds.

| | | | |
|---|---------------------------------|-----------|---------|
| SCHOOL SITE COUNCIL | Typed Name of Chairperson | Signature | Date |
| | Ellen Febonio | | 5/17/17 |
| ENGLISH LEARNER ADVISORY COMMITTEE | Typed Name of Chairperson | Signature | Date |
| | Josephina Lagunas-Gutierrez | | 5/5/17 |
| CLASSIFIED | Typed Name of Classified Person | Signature | Date |
| | Gloria O'Brien | | 5/17/17 |
| PRINCIPAL | Typed Name of Principal | Signature | Date |